



# Architecture

21029

## Buckingham Palace

London, Great Britain

## Le palais de Buckingham

Londres, Grande-Bretagne

## Palacio de Buckingham

Londres (Gran Bretaña)



[LEGO.com/architecture/booklet](http://LEGO.com/architecture/booklet)

# Buckingham Palace

Buckingham Palace—the official residence of Queen Elizabeth II and a major London tourist attraction—is one of the most recognizable buildings in the world. But the iconic structure so familiar to us today is actually the result

of many years of extensive remodeling. In a history that can be traced back over 300 years, the original building was transformed from a modest townhouse to the lavish royal palace we know and admire today.

*[ The largest room in the palace is the Ballroom,  
where state banquets take place ]*



# History

Though many different buildings had previously occupied the site, the official history of Buckingham Palace begins in 1698 when the Duke of Buckingham demolished the existing property and built Buckingham House on the spot where the palace stands today.

The house remained the property of the Dukes of Buckingham until 1761, when King George III acquired the house and its grounds as a private family residence for his wife, Queen Charlotte. Known then as "The Queen's House", the nearby St James's Palace remained the official royal residence.

This changed when George IV came to the throne in 1820 and decided to transform his childhood home into his

official palace. The renowned architect John Nash was given the task in 1826, and over the next five years extended the central block and replaced the existing wings to create an imposing, U-shaped palace.

*[ The first recorded royal balcony appearance took place in 1851 with Queen Victoria ]*





Neither King George IV, who died in 1830, nor his younger brother King William IV, who succeeded him but died in 1837, would take up official residence in the palace. Instead, the first royal to live in the palace would be Queen Victoria, who moved there in 1837. When she married in 1840, the palace soon became too small for both its official duties and her growing family. The architect Edward Blore was asked to enlarge the palace and design a new wing that would enclose the central quadrangle.

This new addition, facing The Mall, is the best-known part of the palace today and is reproduced in this LEGO® Architecture model. It also includes the famous balcony used by the royal family to acknowledge the crowds on national occasions.

*[ There are over 40,000 light bulbs in the palace ]*

## Buckingham Palace Today

As well as being the enduring symbol of the British monarchy, Buckingham Palace is also a major tourist attraction, an art gallery and the location for many official state occasions.

The palace is still very much a working building. It has 775 rooms including 19 state rooms, 240 bedrooms, 92 offices and 78 bathrooms. Over 50,000 guests a year pass through its doors for royal ceremonies, state visits, investitures and garden parties. It is still the official residence of Queen Elizabeth II and the day-to-day workplace of the royal family.

Owned by the British state and not the monarchy, the cost of maintaining the palace has risen steeply as the building's age starts to show and major refurbishments are required. It is estimated that over £150 million will be needed over the next ten years to ensure this iconic structure will remain a part of Britain's heritage.

*[ The Buckingham Palace kitchen is able to serve a sit-down meal for up to 600 people at one time ]*



## The Architects

### *John Nash (1752 – 1835)*

Born in south London in 1752, John Nash was responsible for much of the layout of Regency London during the reign of George IV. Given the task of transforming a townhouse into a royal palace, he doubled the size of the existing building, added two new wings and clad the whole structure in Bath stone. Though widely considered as an architectural masterpiece, the building costs soon escalated out of control. Nash was eventually removed from his post, never to receive an official commission again.

### *Edward Blore (1787 – 1879)*

The English-born architect was contracted to complete the work started by Nash and was chosen again in 1841 to design the extension to the palace during the reign of Queen Victoria. As well as adding an attic floor to the main block of the palace, Blore designed the new East Front with its main façade and central balcony.

### *Sir Aston Webb (1849 – 1930)*

Many of Blore's contemporaries criticized the simplistic style of his new East Front and in 1913, with the soft French stone he chose starting to crumble, King George V asked Aston Webb to redesign and repair the building's façade. Webb, a renowned London-born architect, remodeled the building to the form we know today and clad the structure in Portland Stone.

*[ During the Second World War,  
the palace suffered nine direct  
bomb hits ]*





# Facts about Buckingham Palace

Location: ..... London, England

Construction Periods: ..... 1826, 1841, 1913

Architectural Style: ..... French neo-classical

Dimensions: ..... 354 ft. (108 m) by 390 ft. (120 m)

Height: ..... 79 ft. (24 m)

Floor Space: ..... 830,000 sq. ft. (77,000 m<sup>2</sup>)



# Le palais de Buckingham

Le palais de Buckingham, résidence officielle de la reine Elizabeth II et importante attraction touristique de Londres, est l'un des bâtiments les plus célèbres du monde. Mais sa structure emblématique, qui nous est si familière aujourd'hui, est en fait le résultat de nombreuses années

de transformation. Au cours d'une histoire qui remonte à plus de 300 ans, le bâtiment original, à l'origine un hôtel particulier modeste, est devenu le somptueux palais royal que nous connaissons et admirons aujourd'hui.

*[ La pièce la plus grande dans le palais est la salle de bal, où les banquets d'État ont lieu ]*



# Histoire

Même si de nombreux bâtiments ont auparavant occupé le site, l'histoire officielle du palais de Buckingham commence en 1698, lorsque le duc de Buckingham démolit le bâtiment existant et construit la maison de Buckingham à l'endroit où se trouve le palais aujourd'hui.

La maison est demeurée la propriété des ducs de Buckingham jusqu'en 1761, lorsque le roi George III acheta l'hôtel particulier et ses terrains comme résidence familiale privée pour sa femme, la reine Charlotte. Elle était appelée alors la « maison de la reine », tandis que le palais Saint-James à proximité demeurait la résidence royale officielle.

Cette situation changea lorsque George IV accéda au trône en 1820 et décida de transformer sa maison d'enfance en

palais officiel. Le célèbre architecte John Nash fut chargé de cette transformation en 1826 et au cours des cinq années suivantes, il étendit le bloc central et remplaça les ailes existantes pour créer un palais imposant en forme de U.

*[ La première apparition royale au balcon attestée eut lieu en 1851, avec la reine Victoria ]*





Ni le roi George IV, qui mourut en 1830, ni son frère cadet le roi Guillaume IV, qui lui succéda mais mourut en 1837, n'eurent le palais comme résidence officielle. Le premier souverain à vivre dans le palais allait être la reine Victoria, qui s'y installa en 1837. Lorsqu'elle se maria en 1840, le palais devint rapidement trop petit pour ses fonctions officielles et sa famille grandissante. L'architecte Edward Blore fut alors chargé d'agrandir le palais et de créer une nouvelle aile qui allait encadrer la cour centrale.

Ce nouvel ajout, faisant face au Mall, est aujourd'hui la partie la plus connue du palais, reproduite dans ce modèle LEGO® Architecture. Il inclut aussi le célèbre balcon utilisé par la famille royale pour saluer la foule lors d'événements nationaux.

*[ Il y a plus de 40 000 ampoules dans le palais ]*

## Le palais de Buckingham aujourd'hui

En plus d'être le symbole immuable de la monarchie britannique, le palais de Buckingham est aussi une grande attraction touristique, une galerie d'art et le lieu de nombreux événements d'État.

Le palais reste un bâtiment très fonctionnel. Il comprend 775 pièces, dont 19 salles d'apparat, 240 chambres, 92 bureaux et 78 salles de bain. Il accueille plus de 50 000 invités chaque année pour des cérémonies royales, des visites d'État, des investitures et des réceptions en plein air. Il demeure la résidence officielle de la reine Elizabeth II et le lieu de travail quotidien de la famille royale.

Le coût d'entretien du palais, qui appartient à l'État britannique et non à la monarchie, a augmenté de façon significative avec le vieillissement du bâtiment et des travaux de restauration importants sont requis. On estime que plus de 150 millions de livres sterling seront nécessaires au cours des dix prochaines années pour que cette célèbre structure continue à faire partie de l'héritage de la Grande-Bretagne.

*[ La cuisine du palais de Buckingham  
peut servir un repas assis pour  
600 convives à la fois ]*





## Les architectes

### *John Nash (1752 – 1835)*

Né dans le sud de Londres en 1752, John Nash est responsable de la majorité de la configuration du centre de Londres sous la régence, pendant le règne de George IV. Ayant reçu la tâche de transformer un hôtel particulier en palais royal, il doubla la taille du bâtiment existant, ajouta deux nouvelles ailes et recouvrit toute la structure de pierre de Bath. Le bâtiment, largement considéré comme un chef-d'œuvre architectural, entraîna des coûts de construction rapidement hors de contrôle. Nash fut finalement démis de ses fonctions et ne reçut plus jamais aucune commande officielle.

### *Edward Blore (1787 – 1879)*

Cet architecte d'origine anglaise fut engagé pour terminer le travail commencé par Nash et fut choisi à nouveau en 1841 pour créer l'extension du palais sous le règne de la reine Victoria. En plus d'ajouter un dernier étage au bloc principal du palais, Blore conçut la nouvelle partie avant Est avec sa façade principale et son balcon central.

### *Sir Aston Webb (1849 – 1930)*

De nombreux contemporains de Blore critiquèrent le style simpliste de sa nouvelle façade Est et en 1913, alors que la pierre française tendre qu'il avait choisie commençait à s'effriter, le roi George V demanda à Aston Webb de transformer et de réparer la façade du bâtiment. Webb, un célèbre architecte né à Londres, transforma le bâtiment pour lui donner l'allure que nous lui connaissons aujourd'hui et recouvrit la structure de pierre de Portland.

*[ Au cours de la Deuxième Guerre mondiale, le palais fut atteint par neuf bombes ]*



# Informations sur le palais de Buckingham

Lieu : ..... Londres, Angleterre

Périodes de construction : 1826, 1841, 1913

Style architectural : ..... Néo-classique français

Dimensions : ..... 108 m sur 120 m

Hauteur : ..... 24 m

Superficie : ..... 77 000 m<sup>2</sup>



# El Palacio de Buckingham

El Palacio de Buckingham, uno de los edificios más populares del mundo, es la residencia oficial de la reina Isabel II y una importante atracción turística en Londres. Sin embargo, la emblemática estructura que hoy nos resulta tan familiar es en realidad el resultado de años de

grandes remodelaciones. A lo largo de una historia que se remonta más de 300 años atrás, el edificio pasó de ser una modesta casa burguesa al majestuoso palacio real que hoy conocemos y admiramos.

*[ La estancia más grande del palacio es el salón de baile,  
donde tienen lugar los banquetes de estado ]*



# Historia

Aunque ya se habían construido muchos edificios diferentes en el mismo lugar, la historia oficial del Palacio de Buckingham comienza en 1698, cuando el duque de Buckingham derribó la propiedad anterior y construyó la Casa de Buckingham donde hoy se encuentra el palacio.

La casa continuó en propiedad de los duques de Buckingham hasta 1761, cuando el rey Jorge III la adquirió junto con sus terrenos con idea de convertirla en una residencia familiar para su esposa, la reina Carlota. Llegó a ser conocida como «Casa de la Reina», pero no logró arrebatar el título oficial de residencia real al cercano palacio de St. James.

Todo cambió cuando Jorge IV llegó al trono en 1820 y decidió transformar el hogar de su niñez en su palacio oficial. El célebre arquitecto John Nash recibió el encargo en 1826 y dedicó los cinco años siguientes a ampliar el bloque central y deshacerse de las antiguas alas para crear un imponente palacio con forma de «U».

*[ La primera aparición registrada en el balcón real tuvo lugar en 1851, con la reina Victoria ]*







Ni el rey Jorge IV, que murió en 1830, ni su hermano pequeño, el rey Guillermo IV, que le sucedió pero falleció en 1837, hicieron del palacio su residencia oficial. En realidad, el primer miembro de la realeza que vivió en el palacio fue la reina Victoria, que se mudó en 1837. Cuando contrajo matrimonio en 1840, el palacio no tardó en quedarse pequeño para albergar sus deberes oficiales y dar cobijo a su creciente familia. El arquitecto Edward Blore fue entonces el encargado de ampliar el palacio y diseñar un ala complementaria que cerrase el cuadrilátero central.

La nueva construcción, orientada hacia The Mall, es la parte más popular del palacio en la actualidad y la que reproduce este modelo LEGO® Architecture. Incluye además el famoso balcón que usa la familia real para recibir a las multitudes durante los eventos de carácter nacional.

*[ Hay más de 40.000 bombillas instaladas en el palacio ]*

## El Palacio de Buckingham en la actualidad

Además de representar a la monarquía británica, el Palacio de Buckingham es también una importante atracción turística, una galería de arte y el recinto en el que tienen lugar numerosos eventos de estado oficiales.

En buena medida, podría decirse que el palacio es todavía un edificio en construcción. Posee 775 salas, entre ellas 19 salas de aparato, 240 dormitorios, 92 oficinas y 78 baños. Más de 50.000 invitados atraviesan sus puertas cada año para asistir a ceremonias reales, visitas de estado, investiduras y recepciones al aire libre. Sigue siendo la

residencia oficial de la reina Isabel II y el lugar de trabajo habitual de la familia real.

En propiedad del estado británico y no de la monarquía, el mantenimiento del palacio ha crecido de forma proporcional a su antigüedad, dadas las importantes reformas que comienza a necesitar. Se estima que se invertirán más de 150 millones de libras esterlinas a lo largo de los próximos diez años para garantizar que la emblemática estructura continúe formando parte del legado de Gran Bretaña.

*[ La cocina del Palacio de Buckingham es capaz de ofrecer un almuerzo completo a un máximo de 600 comensales al mismo tiempo ]*



## Los arquitectos

### *John Nash (1752 – 1835)*

Nacido al sur de Londres en 1752, John Nash fue el responsable del trazado de buena parte del Londres de la regencia, durante el reinado de Jorge IV. Cuando recibió el encargo de transformar una casa en un palacio real, decidió duplicar el tamaño del anterior edificio, agregar dos nuevas alas y revestir toda la estructura de piedra de Bath. Aunque todos lo consideraron una obra maestra de la arquitectura, los costes de la construcción comenzaron a crecer de forma descontrolada. Finalmente, Nash fue destituido y no volvió a recibir un encargo real.

### *Edward Blore (1787 – 1879)*

Este arquitecto inglés fue contratado para completar los trabajos iniciados por Nash y elegido de nuevo en 1841 para diseñar la ampliación del palacio durante el reinado de la reina Victoria. Además de agregar un ático al bloque principal del palacio, Blore diseñó el nuevo frente oriental, con su fachada principal y su balcón central.

### *Sir Aston Webb (1849 – 1930)*

Muchos de los coetáneos de Blore criticaron la sencillez del nuevo frente oriental y, en 1913, con la esteatita francesa que había elegido comenzando a resquebrajarse, el rey Jorge V pidió a Aston Webb que rediseñara y reparara la fachada del edificio.

Webb, un célebre arquitecto londinense, remodeló el edificio, confiriéndole la forma que hoy conocemos y revistiéndolo de piedra de Portland.

*[ Durante la Segunda Guerra Mundial, el palacio sufrió nueve impactos directos de bomba ]*



## Ficha de características del Palacio de Buckingham

Situación: ..... Londres (Inglaterra)

Construcción Períodos: .. 1826, 1841 y 1913



Estilo arquitectónico: ..... Neoclásico francés

Dimensiones: ..... 108 m x 120 m

Altura: ..... 24 m


Ocupación en superficie: 77.000 m<sup>2</sup>






[LEGO.com/brickseparator](https://LEGO.com/brickseparator)






1x


1




1x


2







3







4






5






6






3x


7







3x

8







9








10







8x

11





12





4x





2x




2x

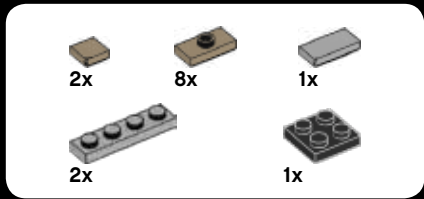
# 13






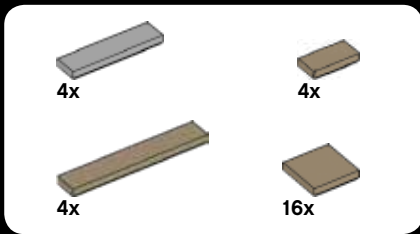
14






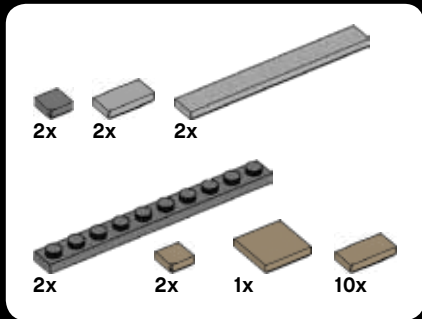
# 15






16

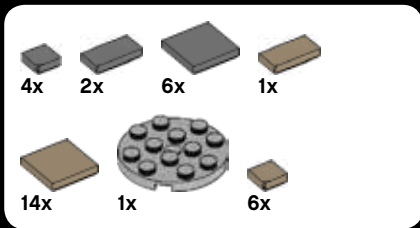




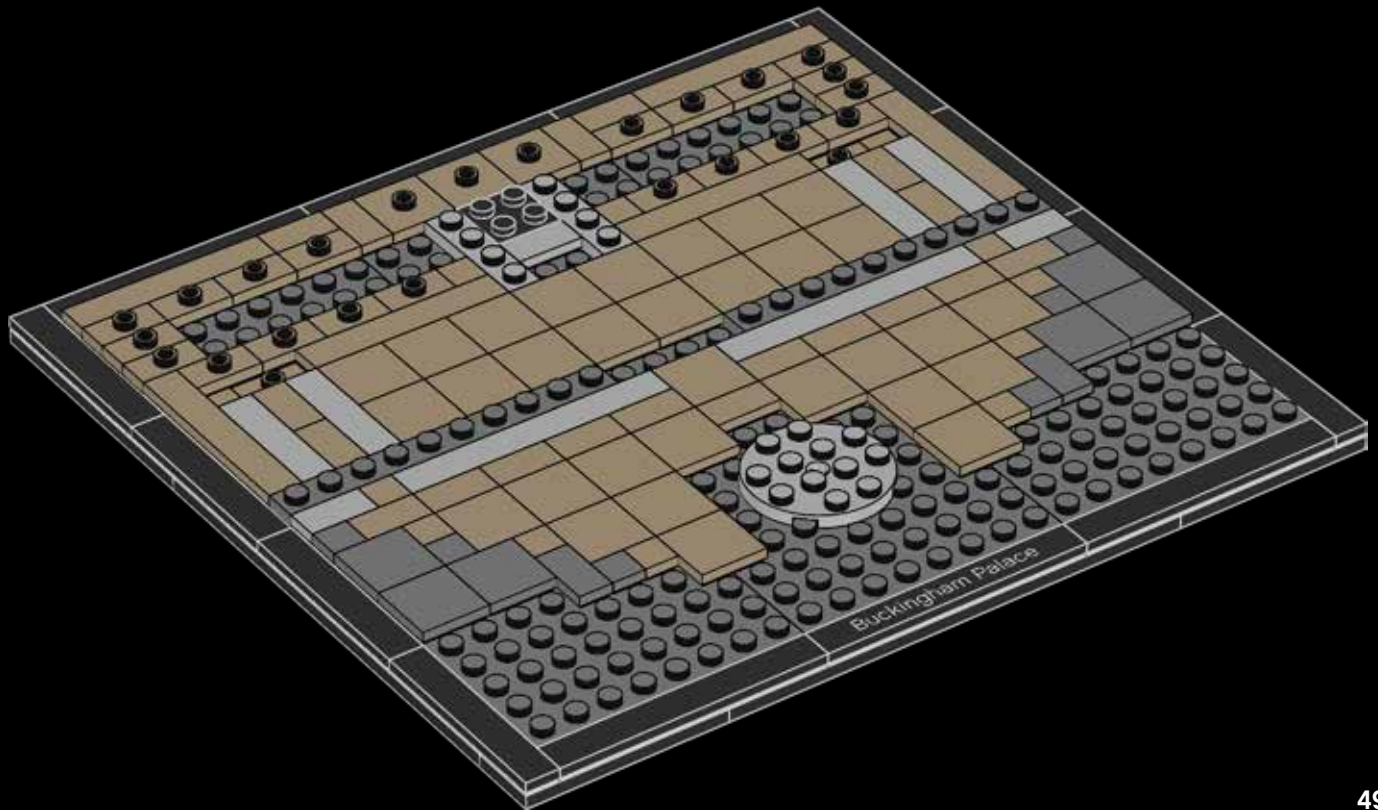
17

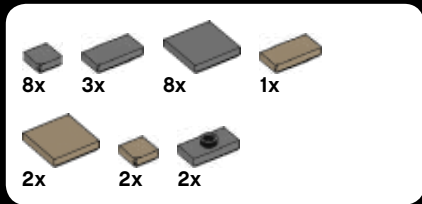




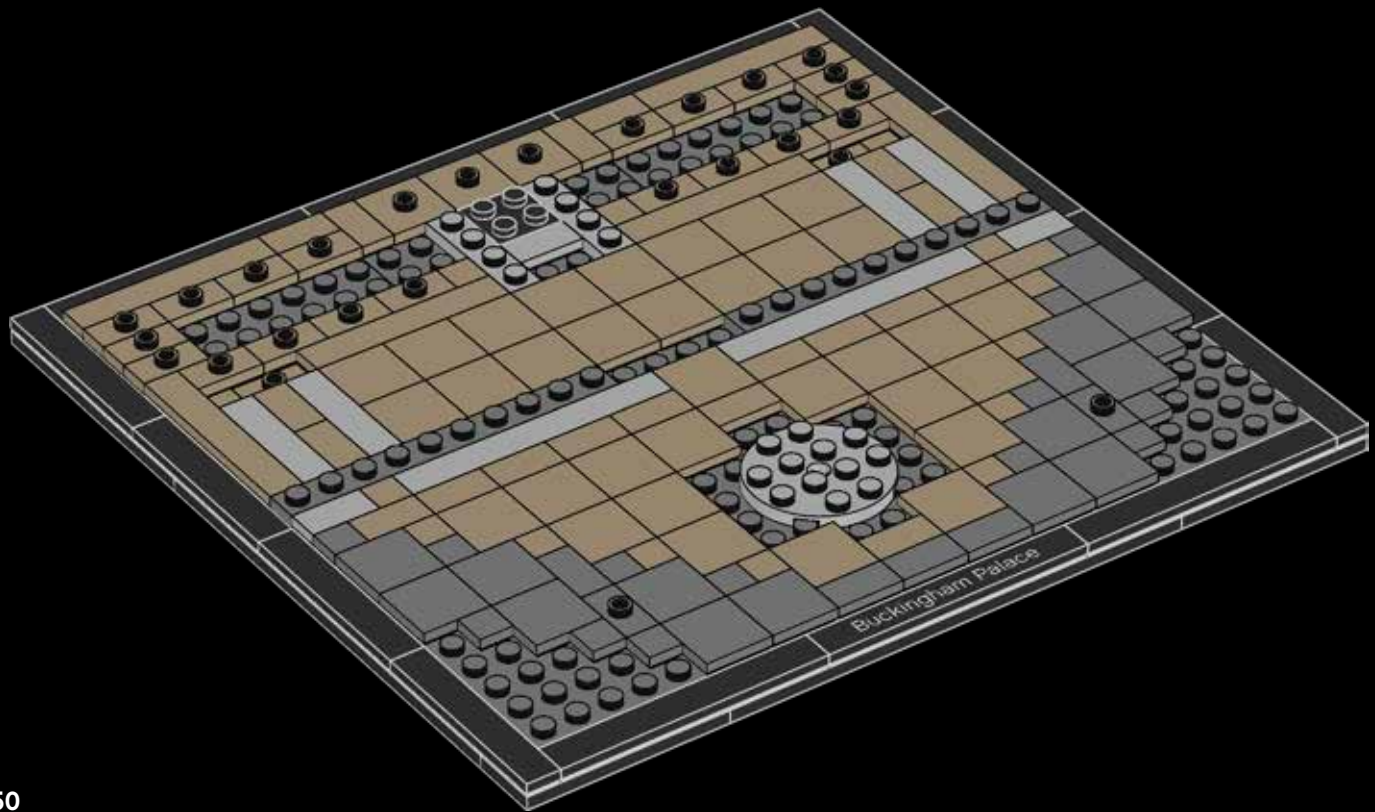


18





# 19



22x

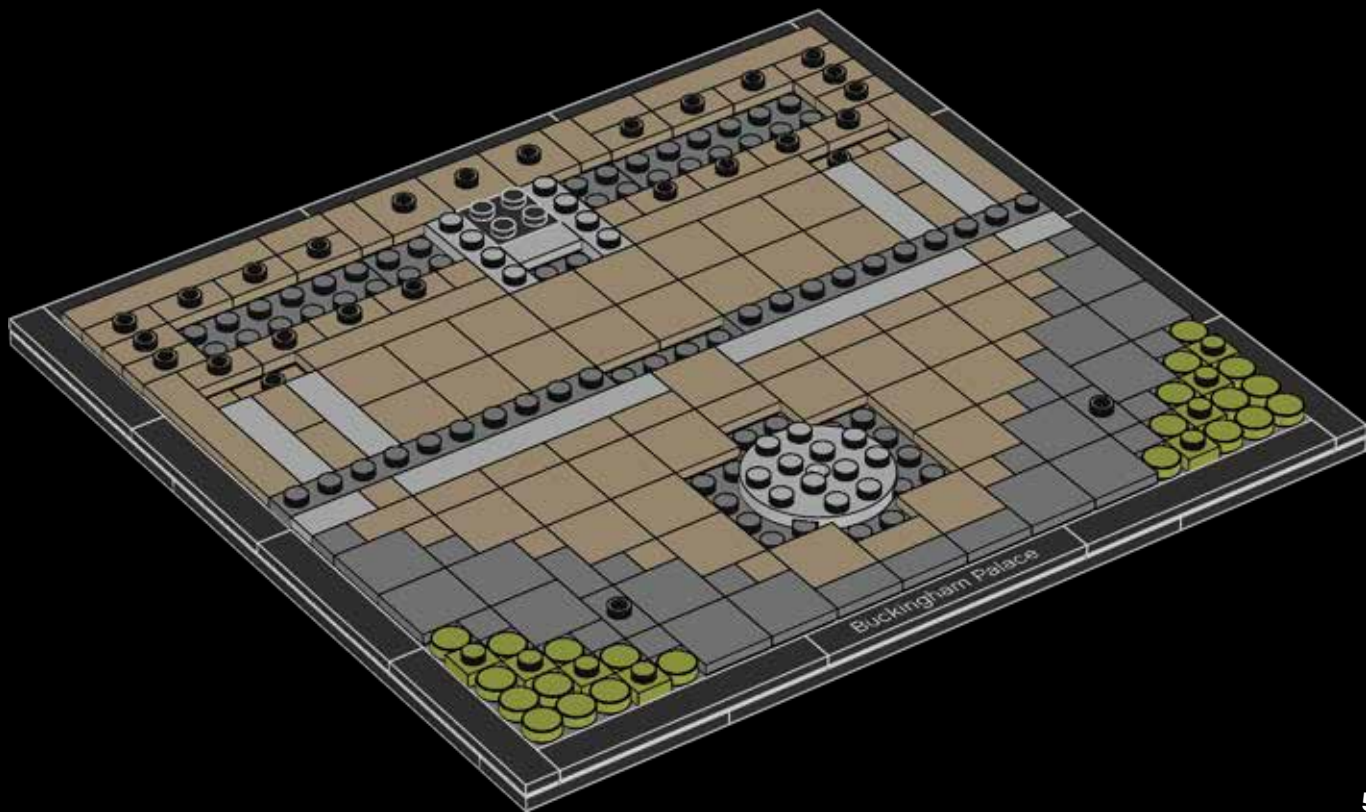
8x


20

The Buckingham Palace garden is the largest private garden in London.

Le jardin du palais de Buckingham est le plus grand jardin privé à Londres.

El del Palacio de Buckingham es el jardín privado más grande de Londres.



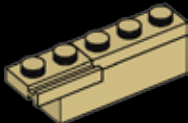


# 21

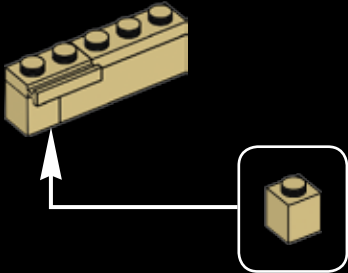
1



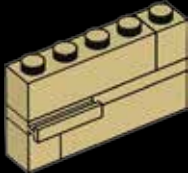
2



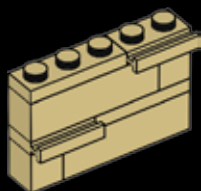
3



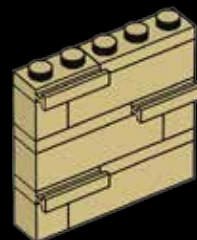
4



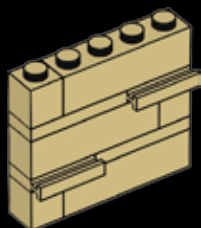
5



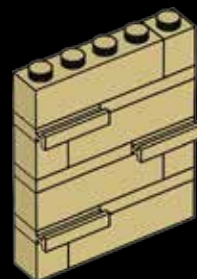
7

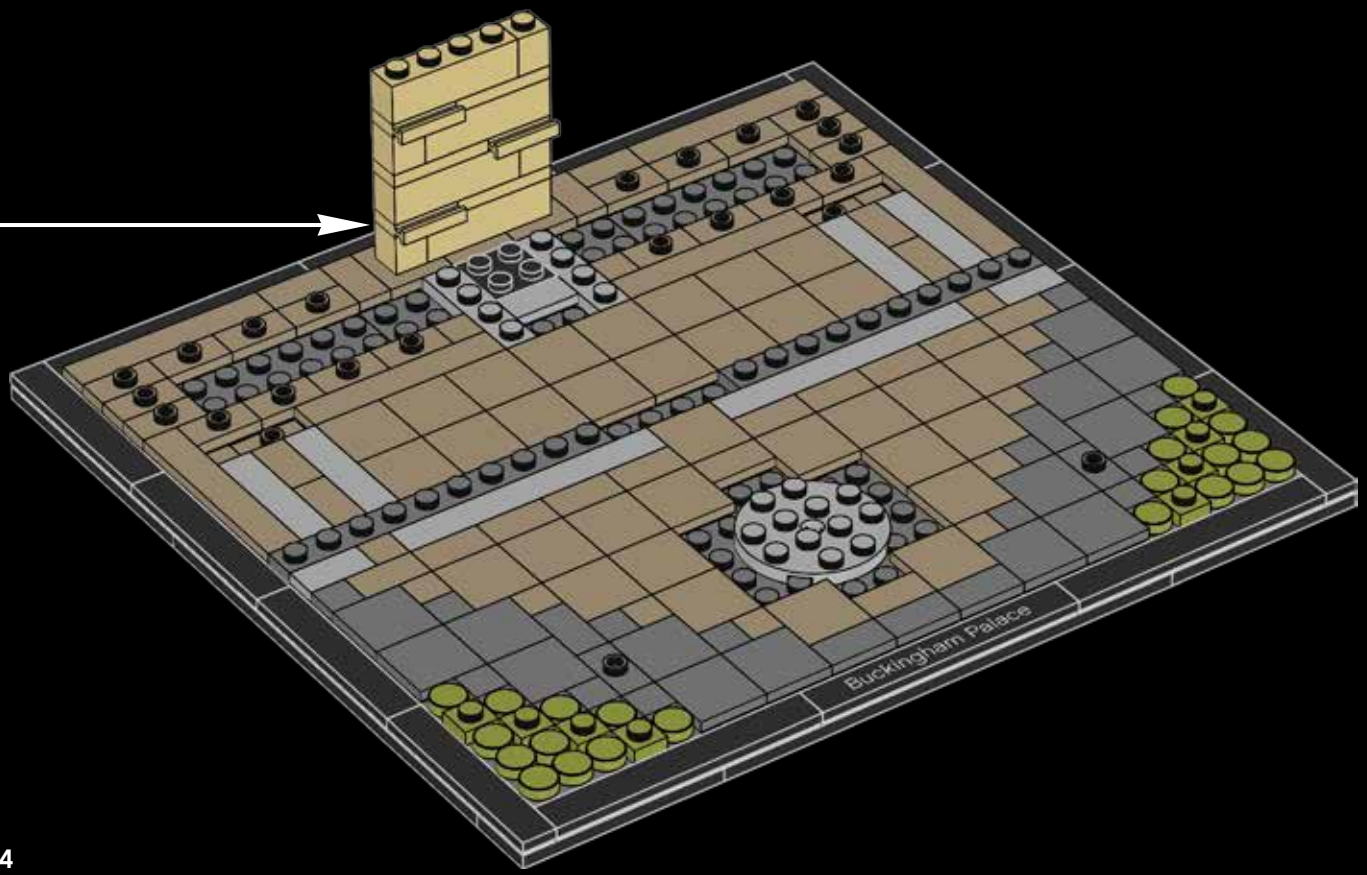


6



8

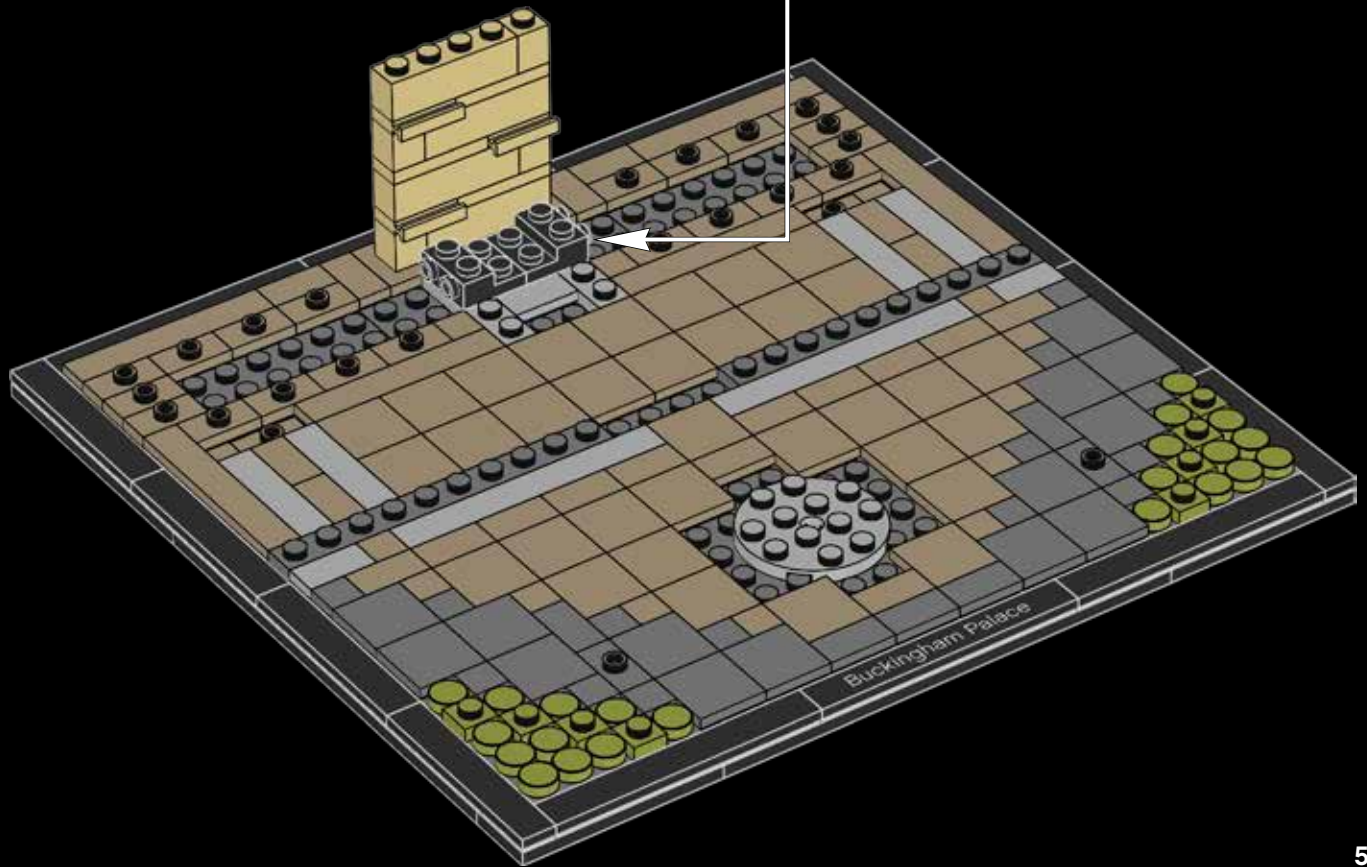







2x

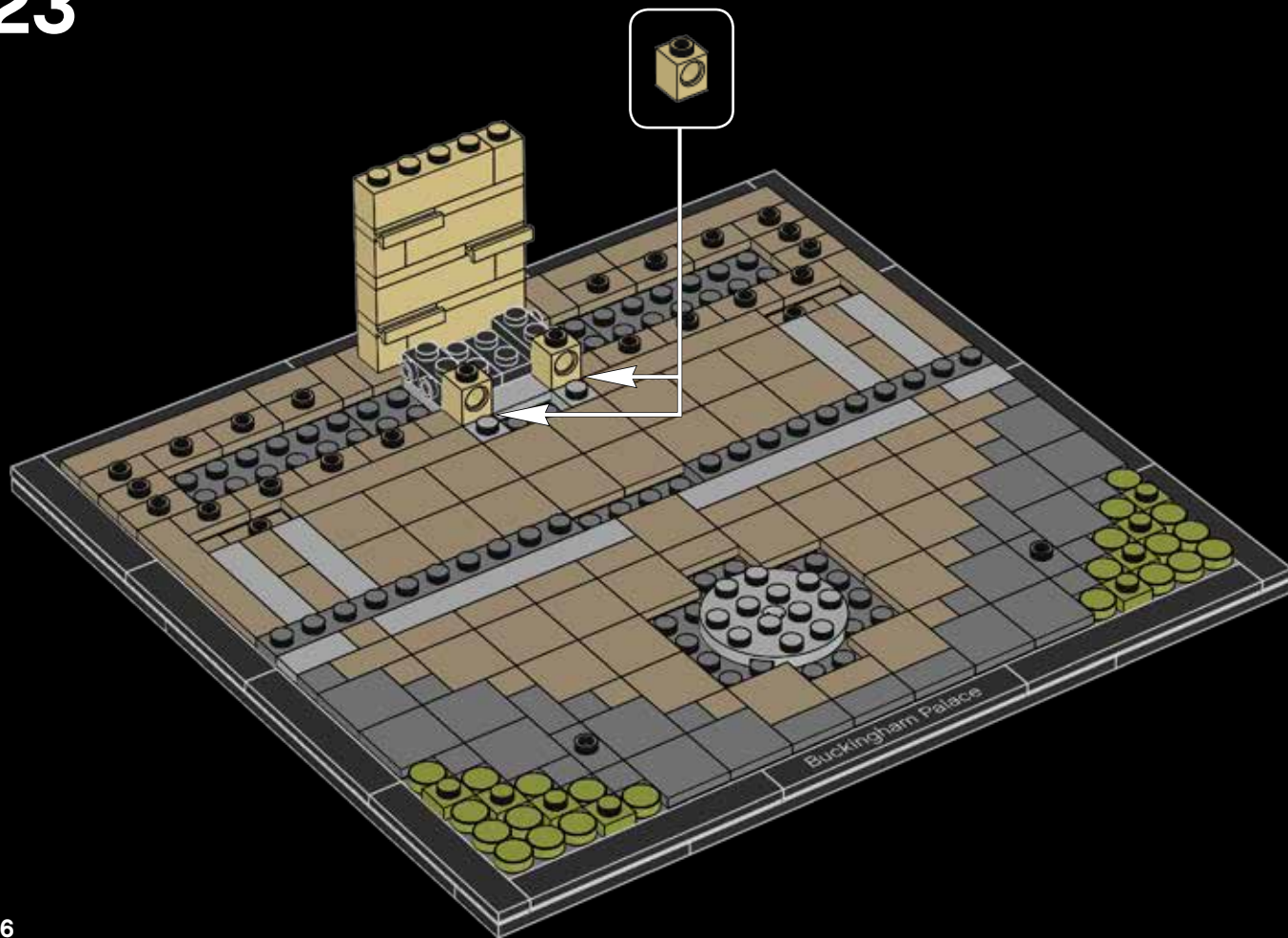
22





2x

23

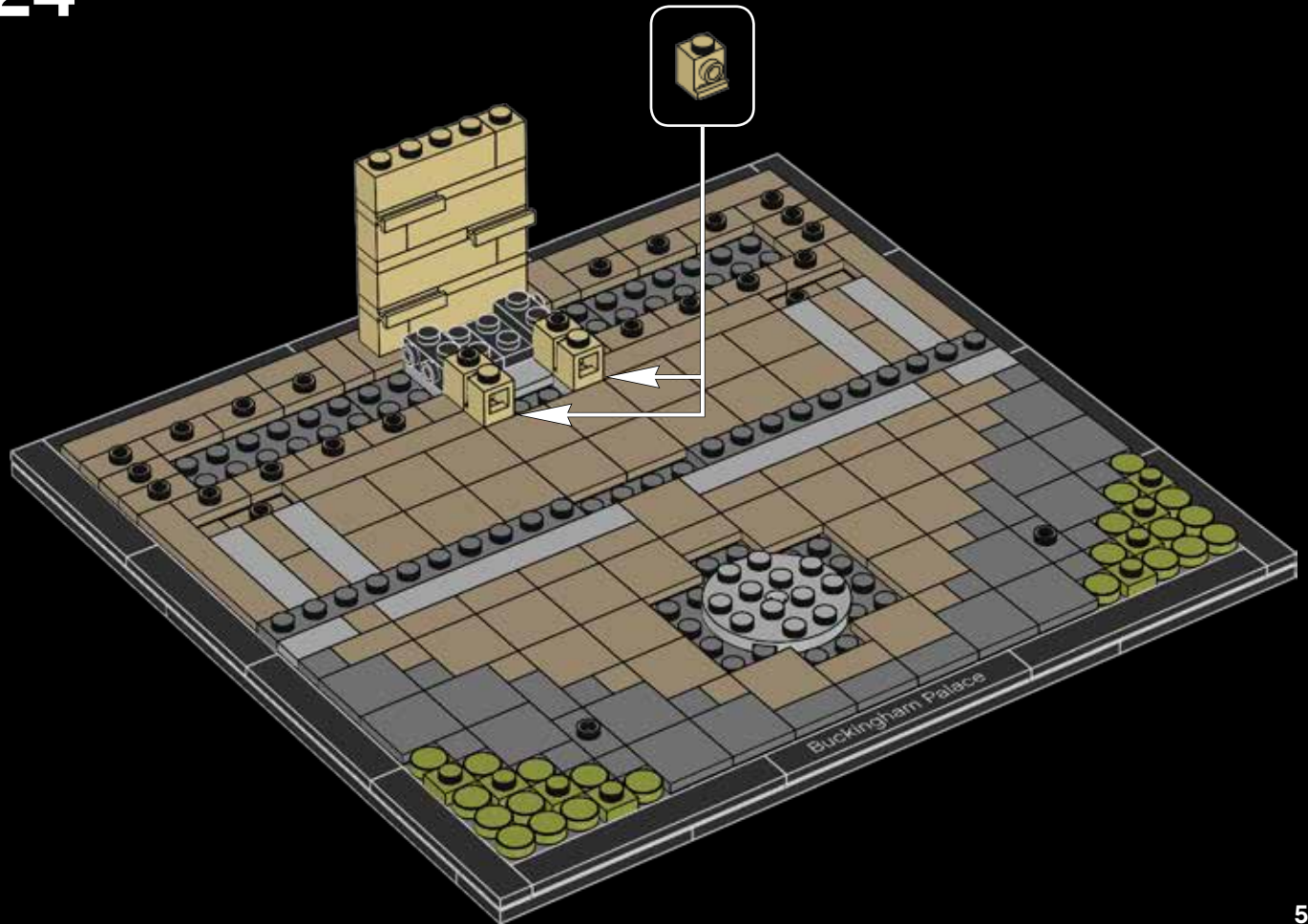






2x

24



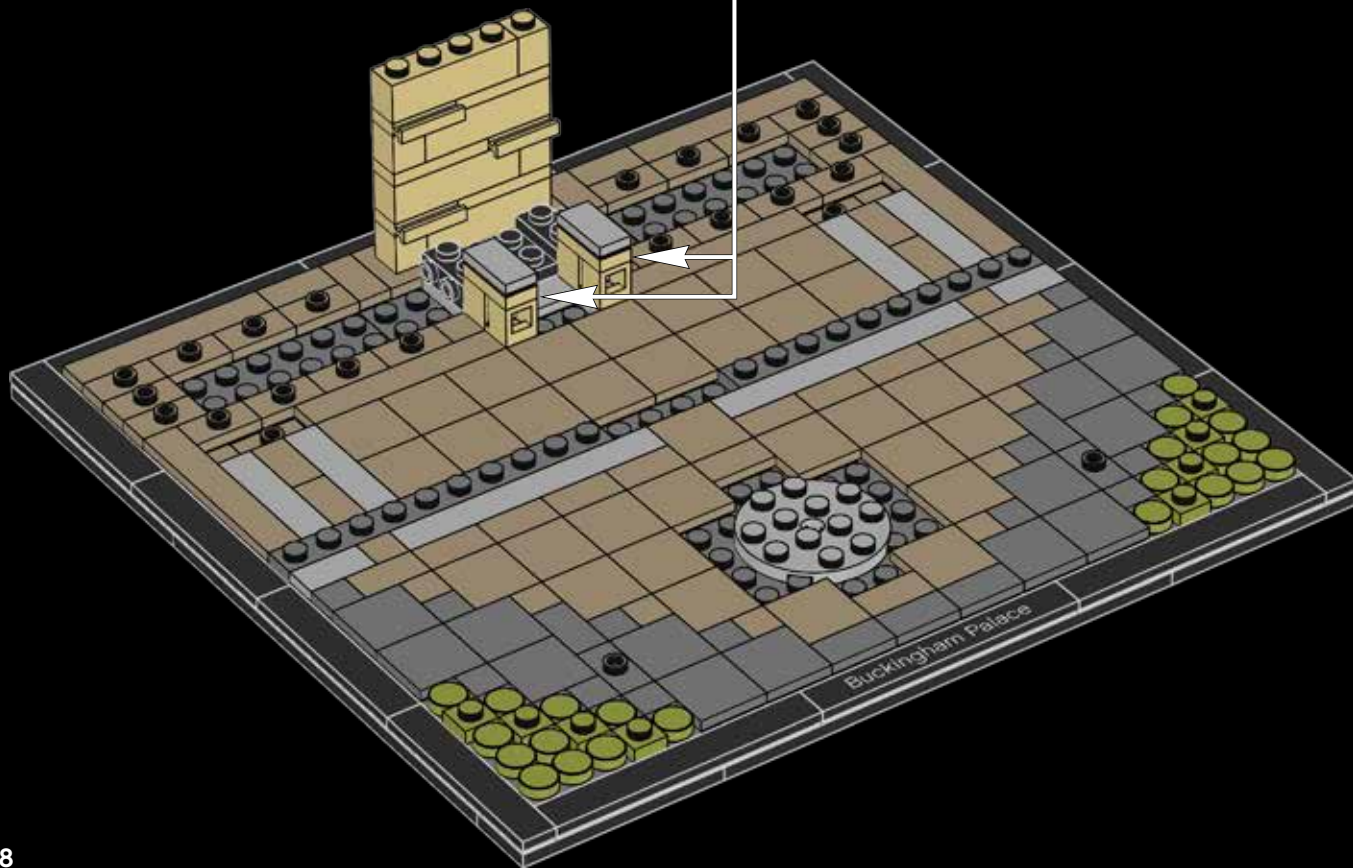
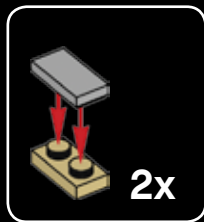


2x



2x

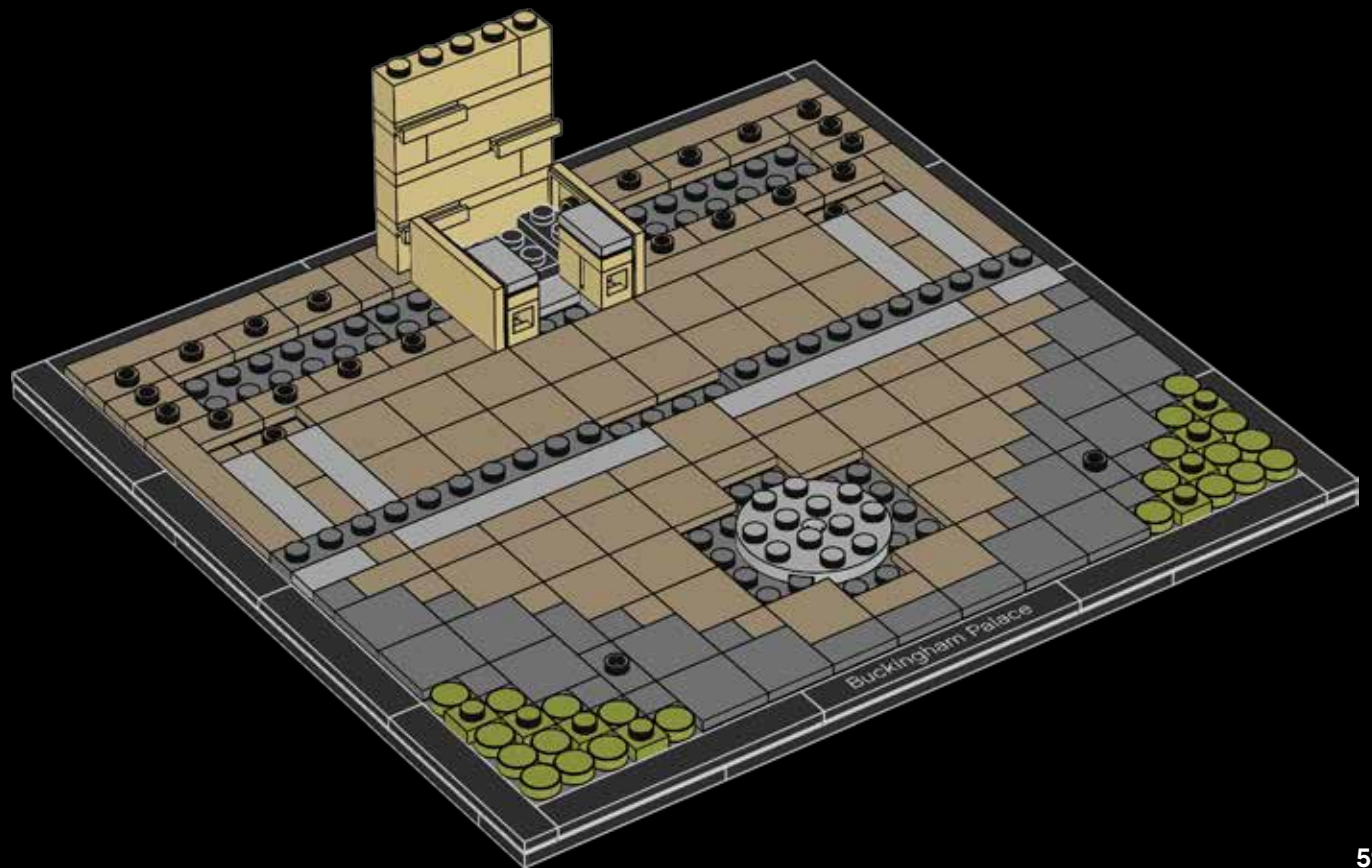
# 25





2x

26





2x

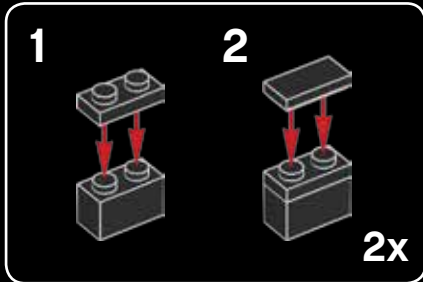
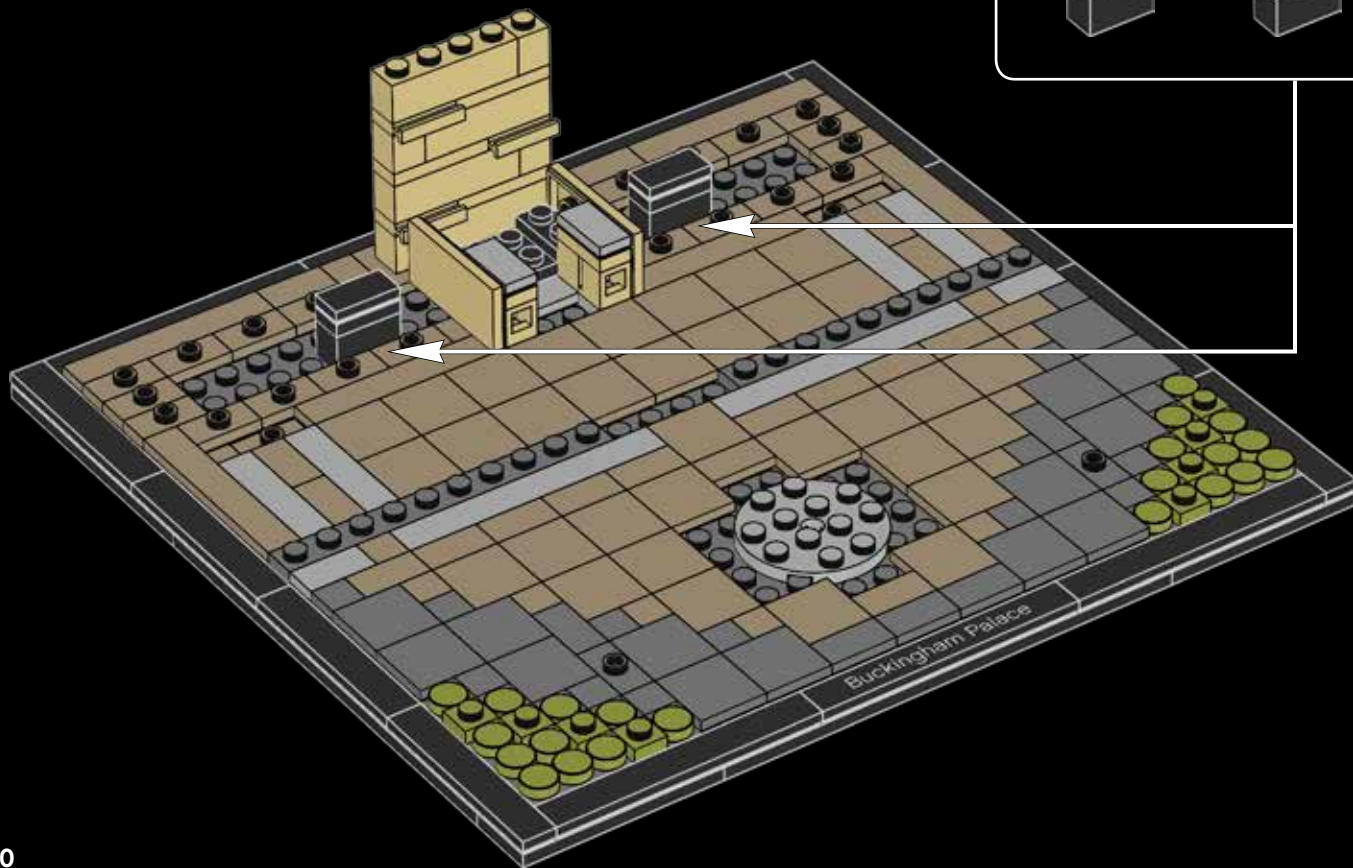


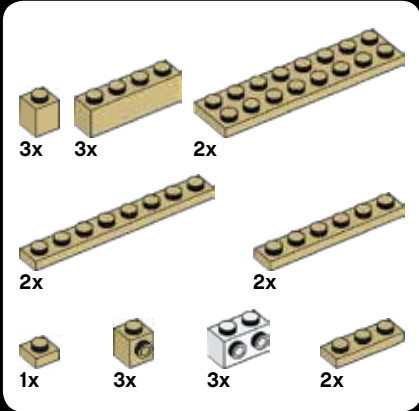
2x



2x

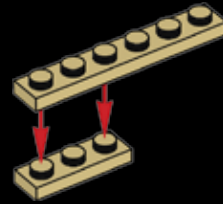
# 27





28


1



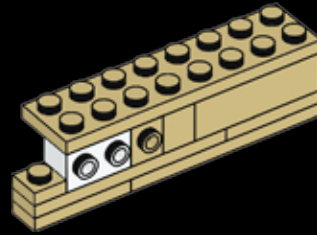
2



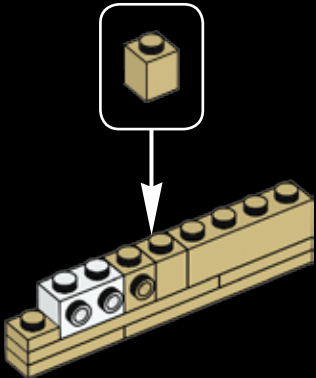
3



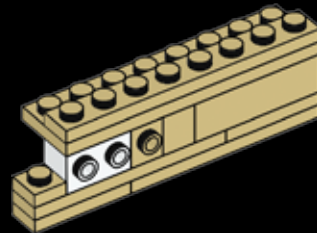
5



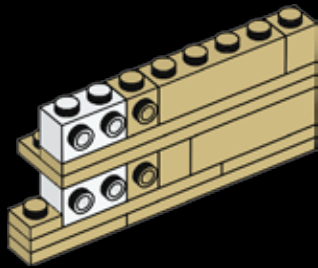
4



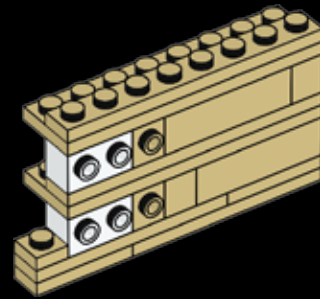
6



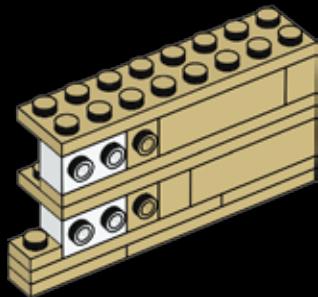
7



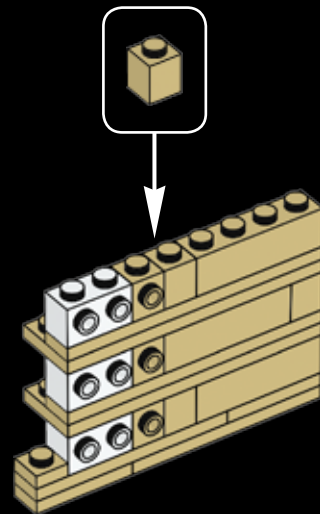
9

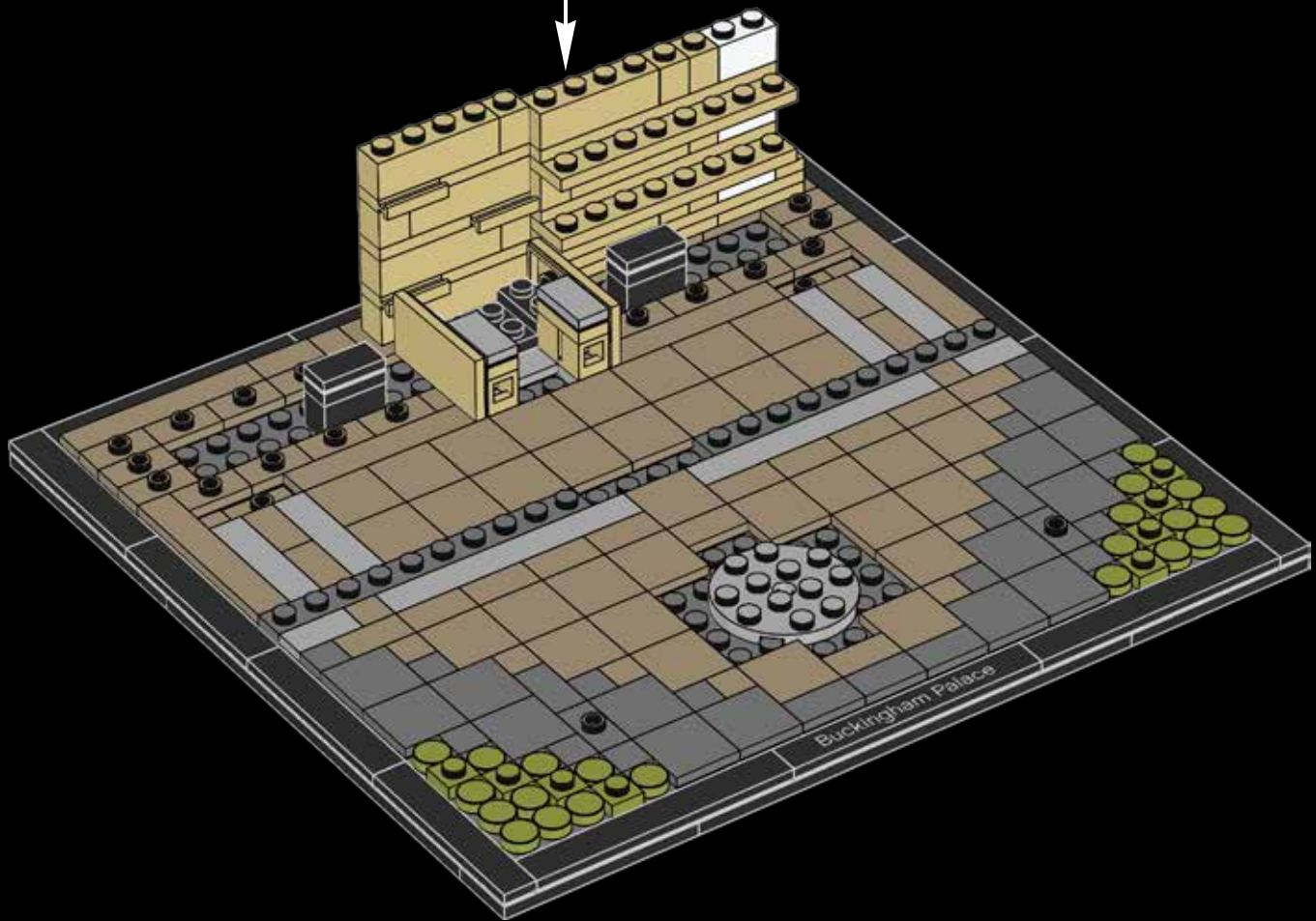


8

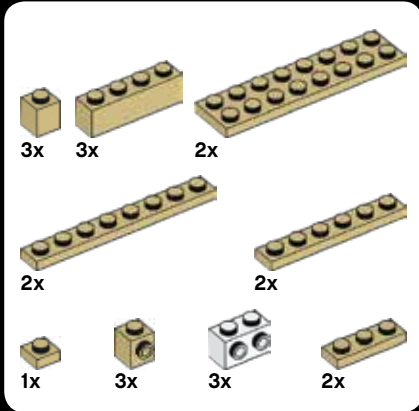


10



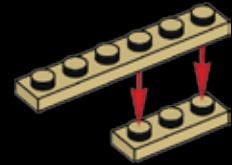




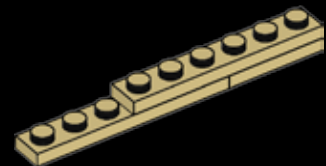


29


1



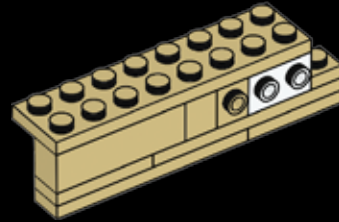
2



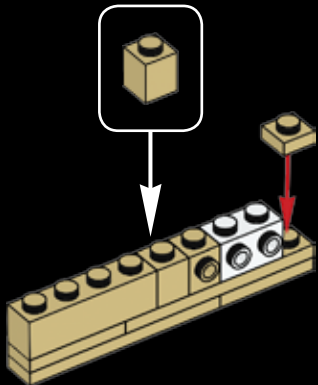
3



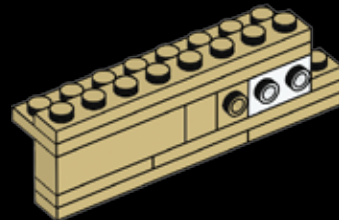
5



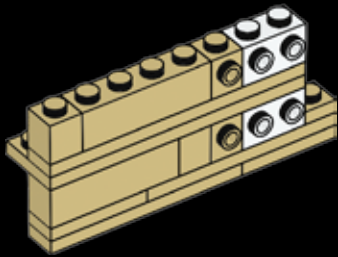
4



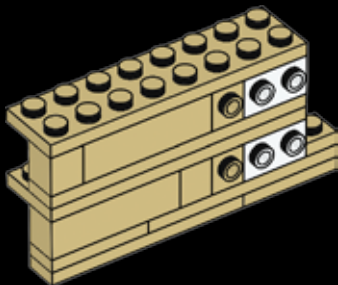
6



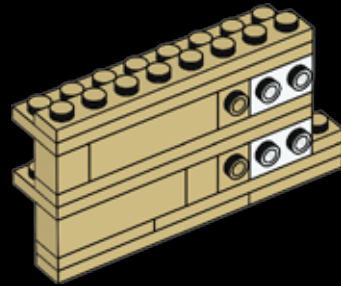
7



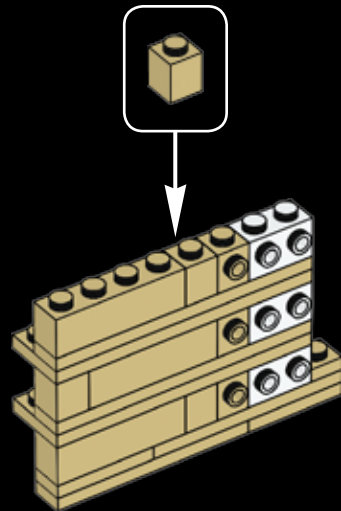
8

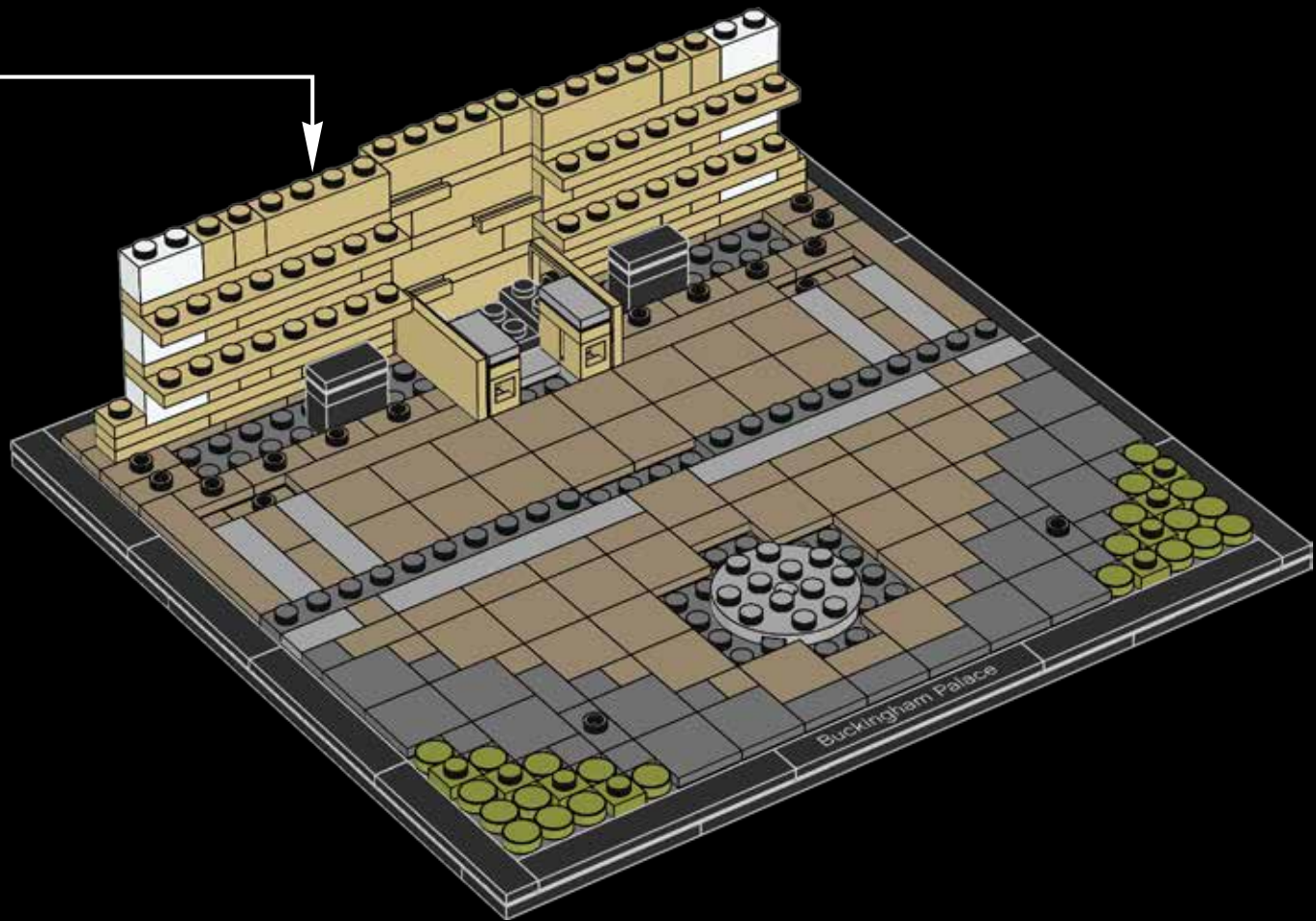


9



10

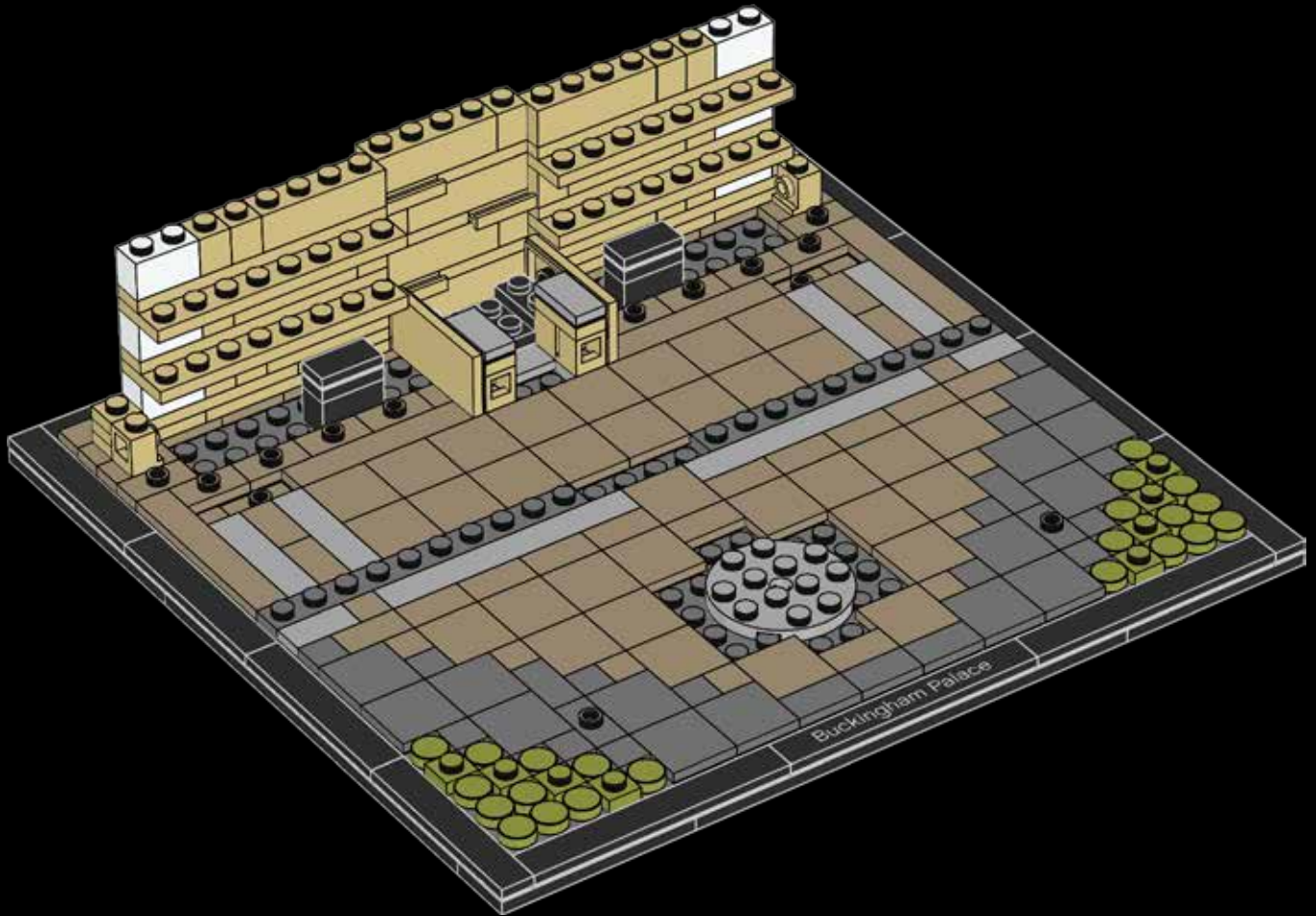






2x

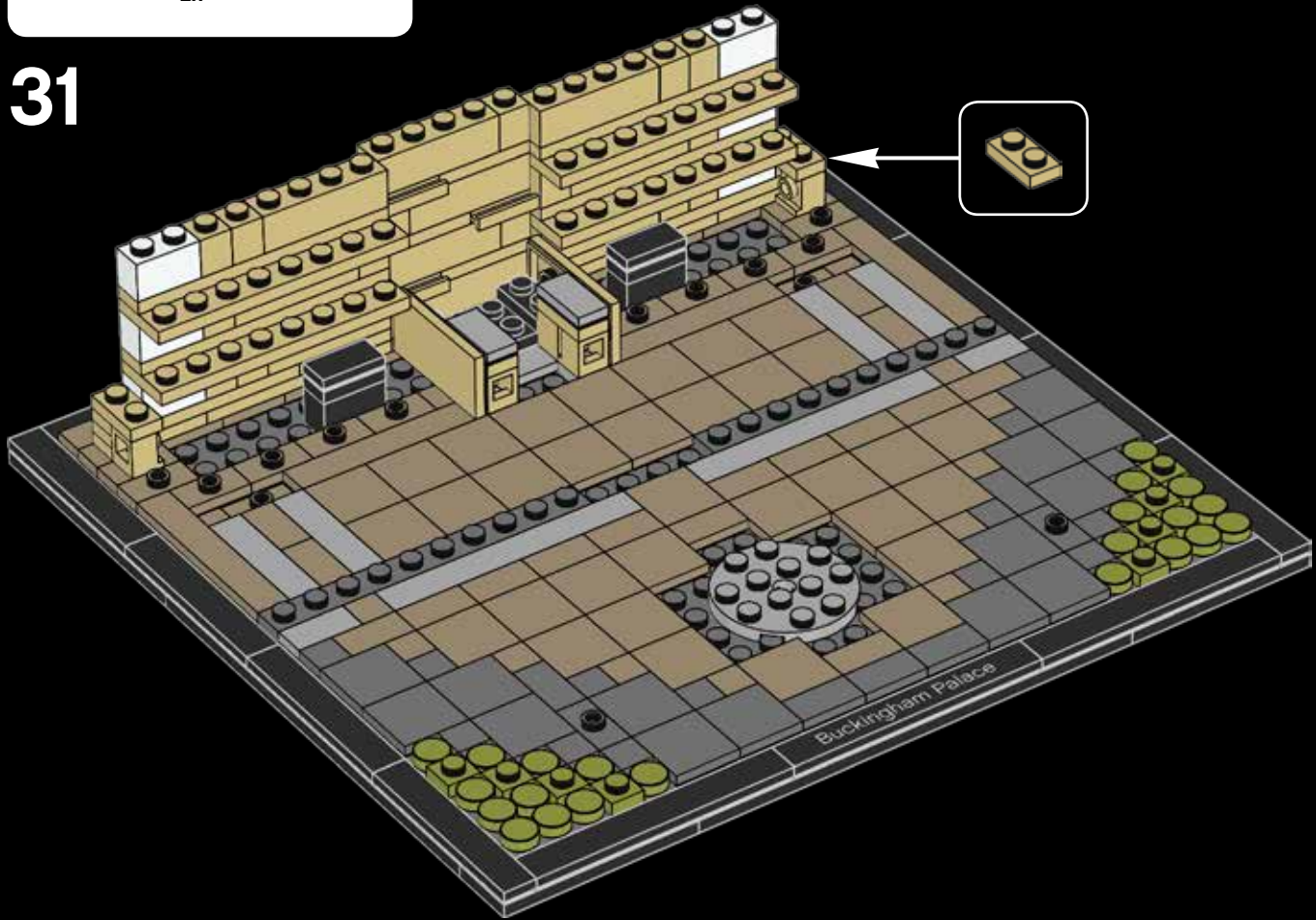
30





2x

31





4x



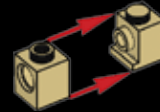
2x



2x

# 32

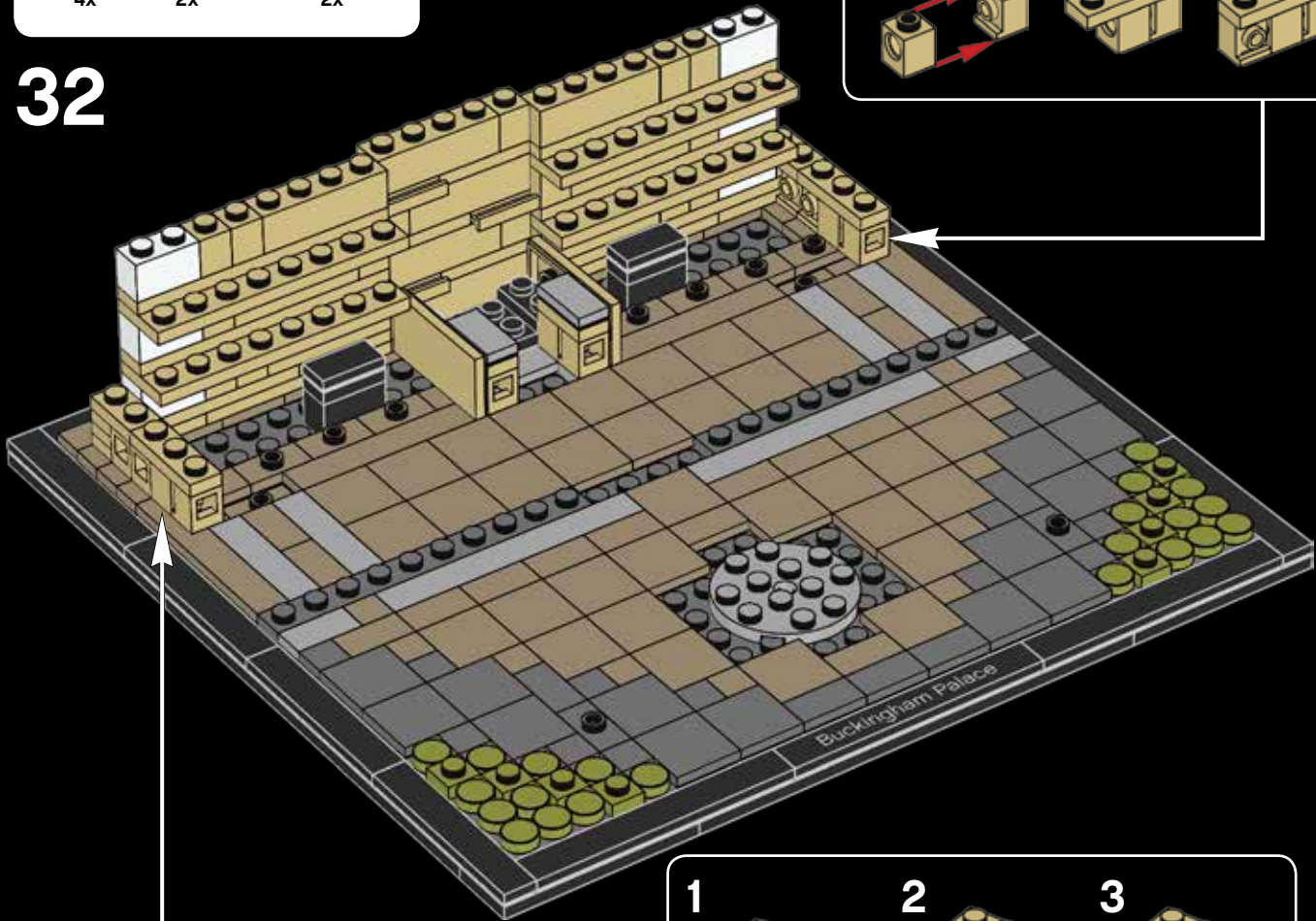
1



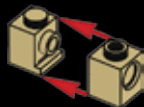
2



3




1



2

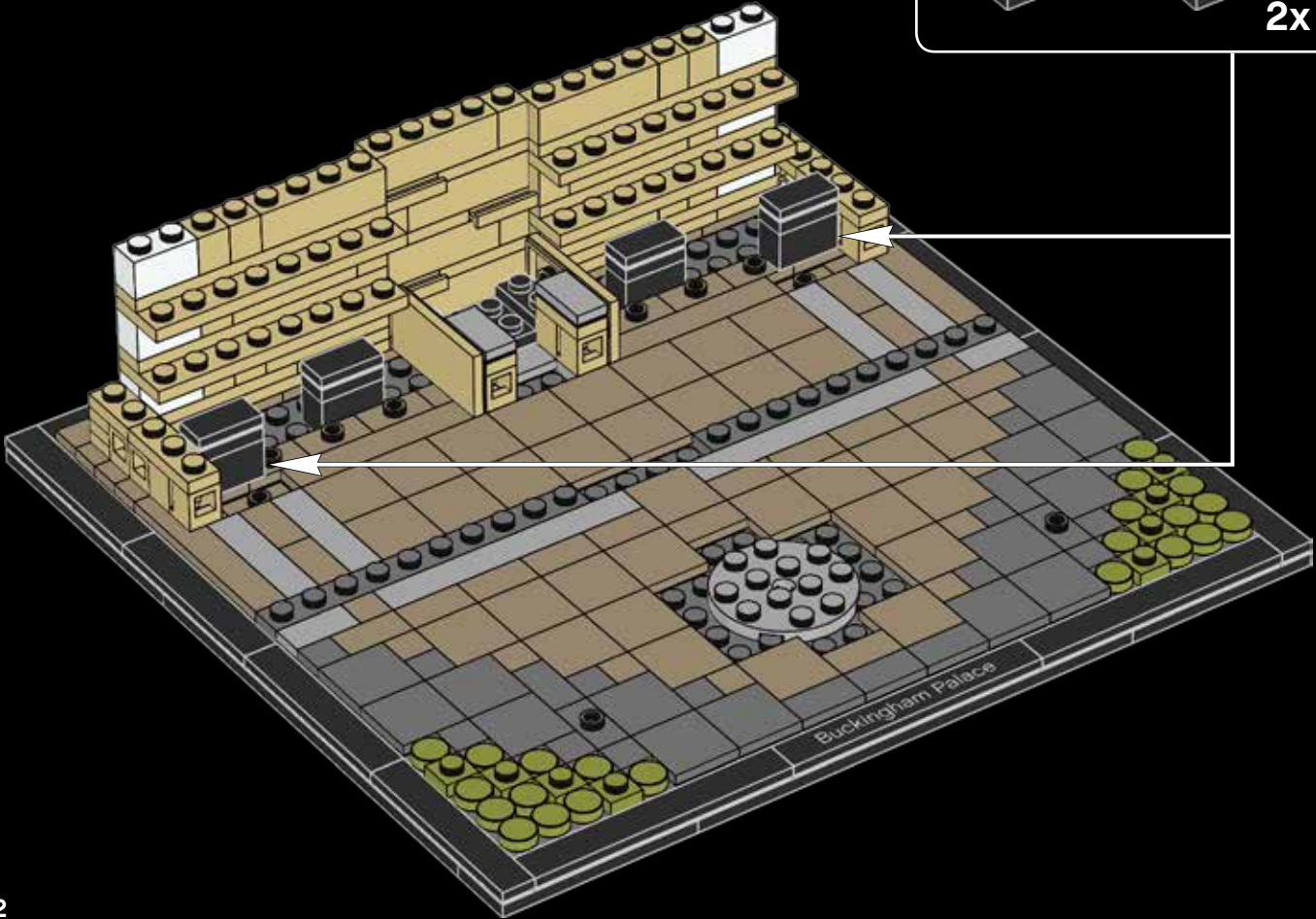
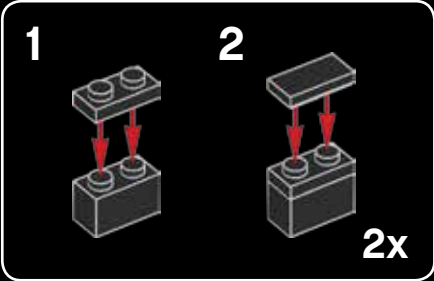


3





33





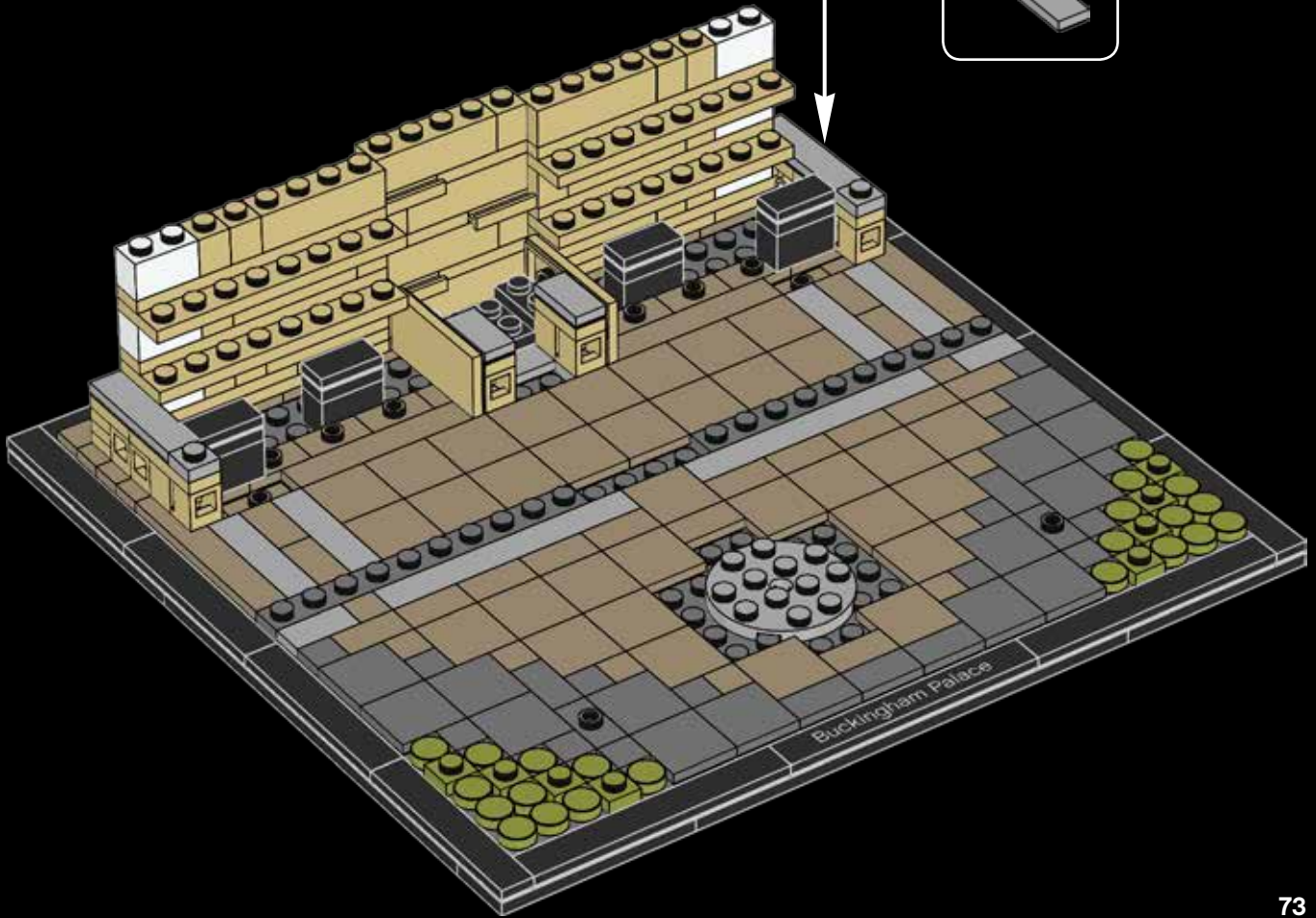
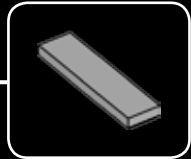


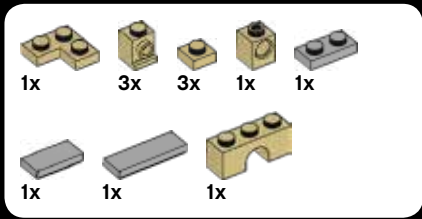
2x



2x

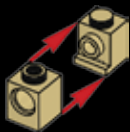
34





# 35

1



2

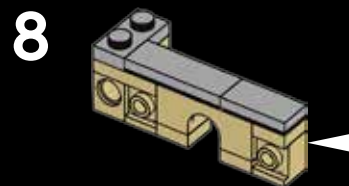
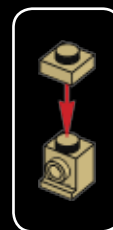
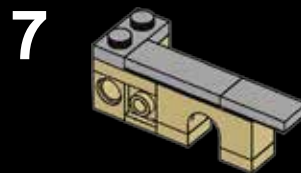
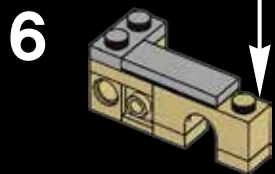
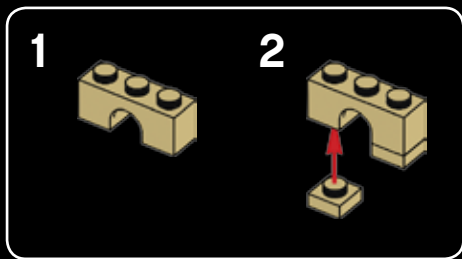


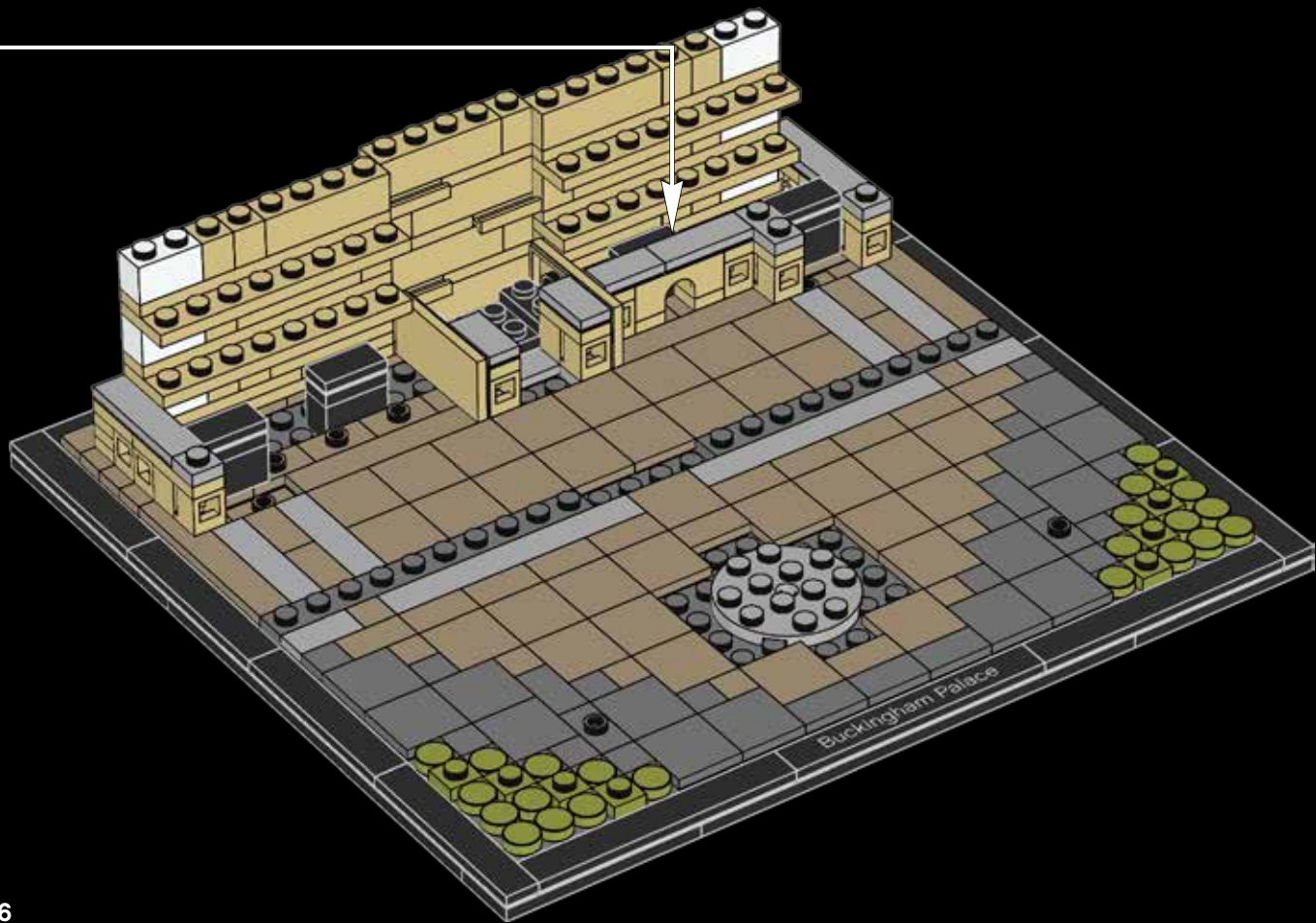
3

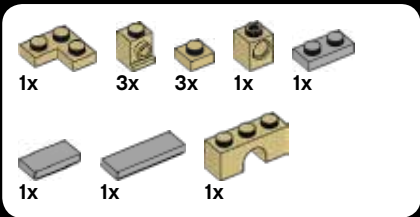


4

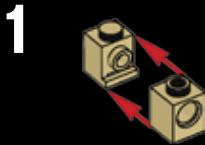








36



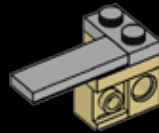
The new east wing meant that the Marble Arch monument, originally the entrance to the palace, had to be moved.

La nouvelle façade Est a entraîné le déplacement du monument de Marble Arch, l'entrée d'origine du palais.

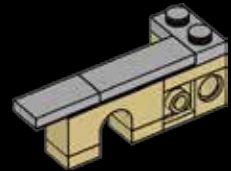
El nuevo frente oriental exigió el desplazamiento del Marble Arch, que originalmente servía de entrada al palacio.



5



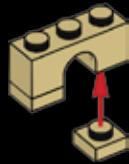
7



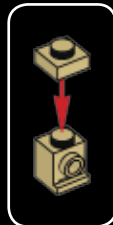
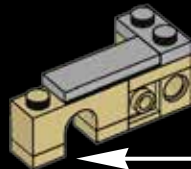
1



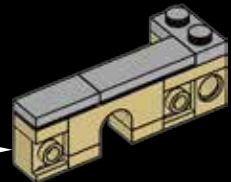
2

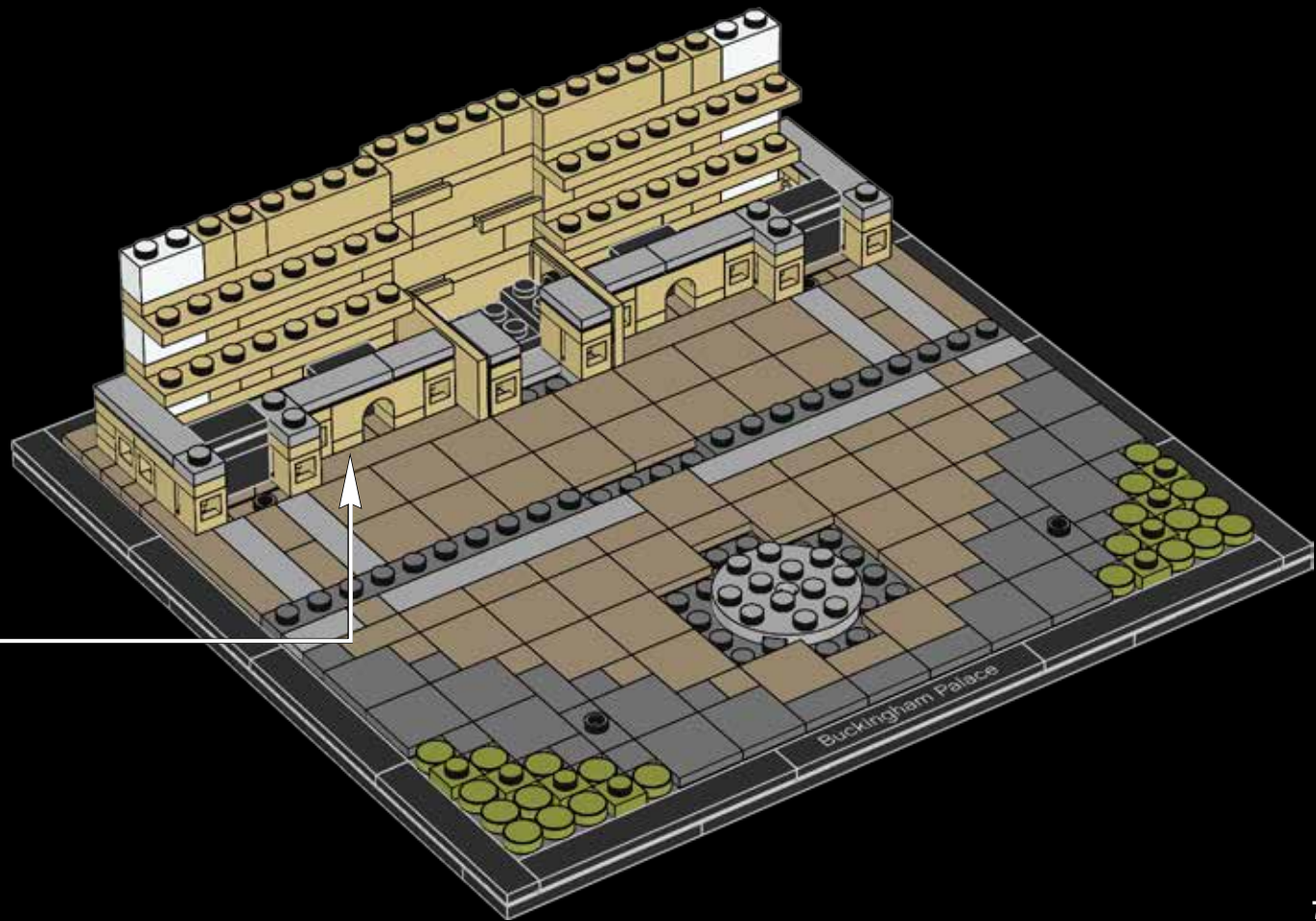


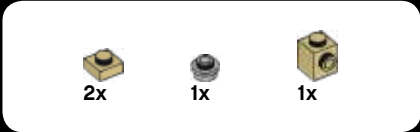
6



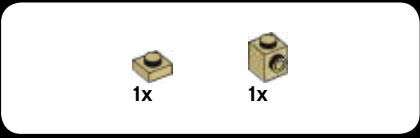

8







1



2







8x



6x



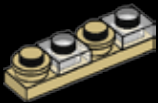
8x

3

1



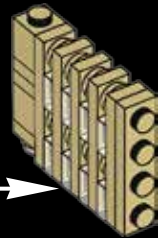
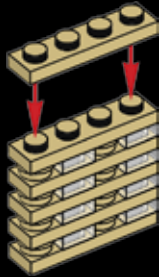
2



3

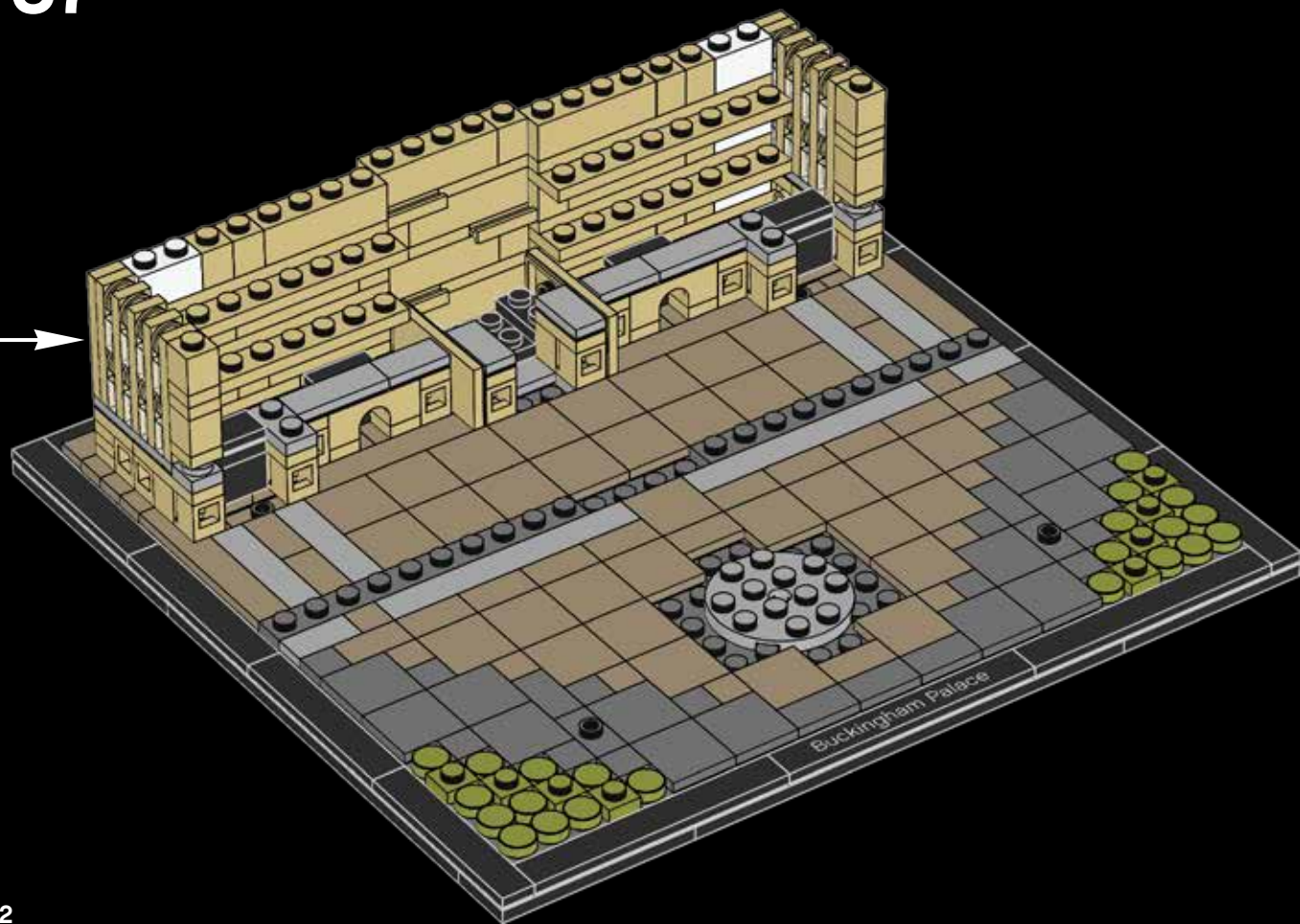


4



2x

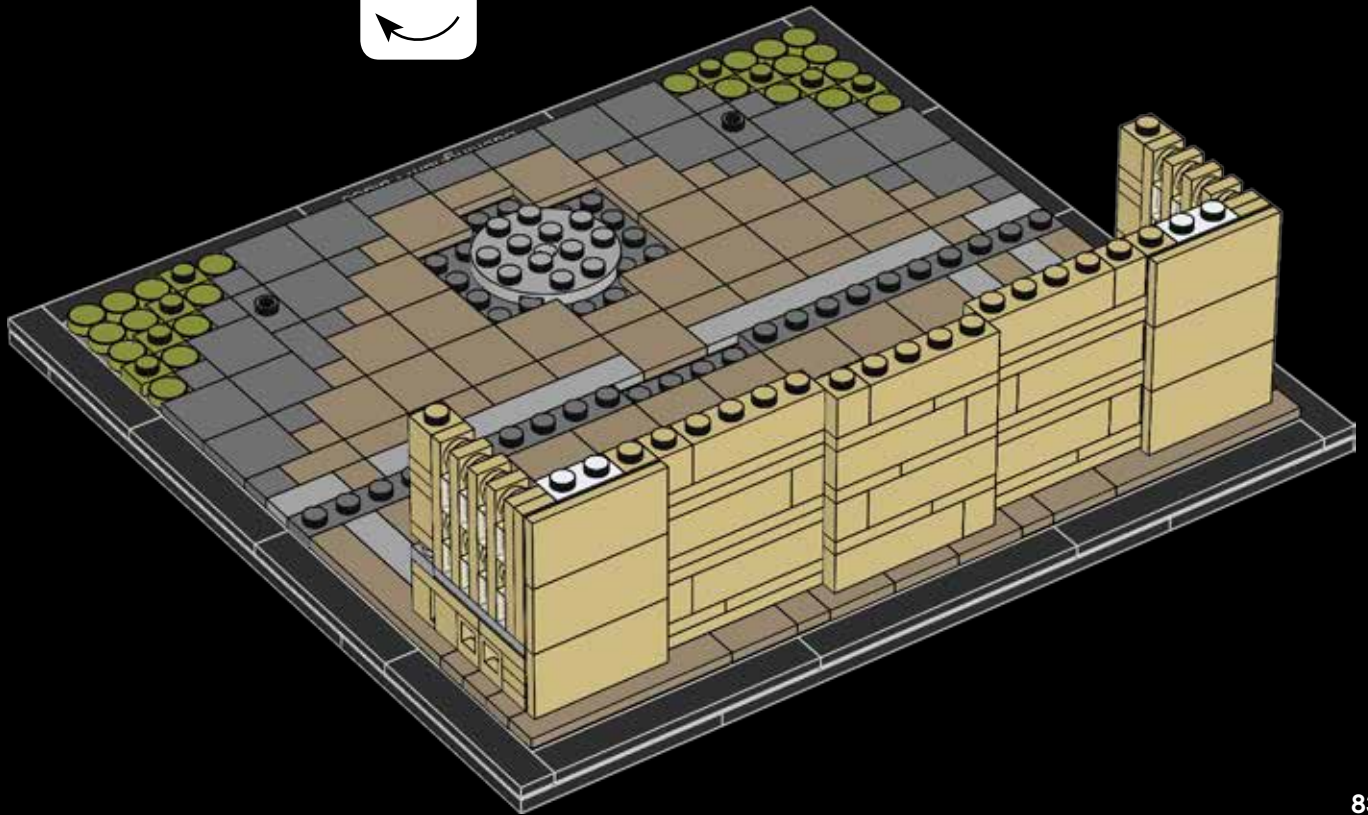
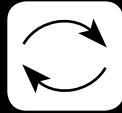
37





6x

38





3x



1x

1



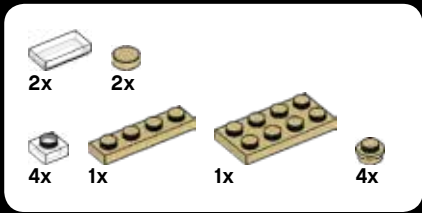
1x



1x

2





3

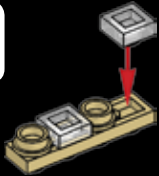
1



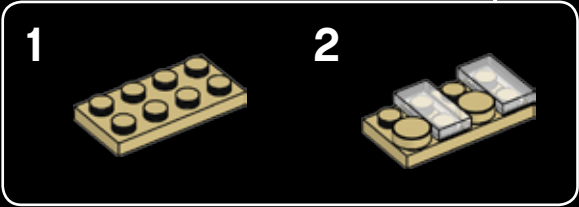
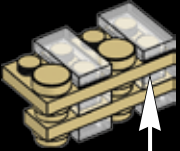
3



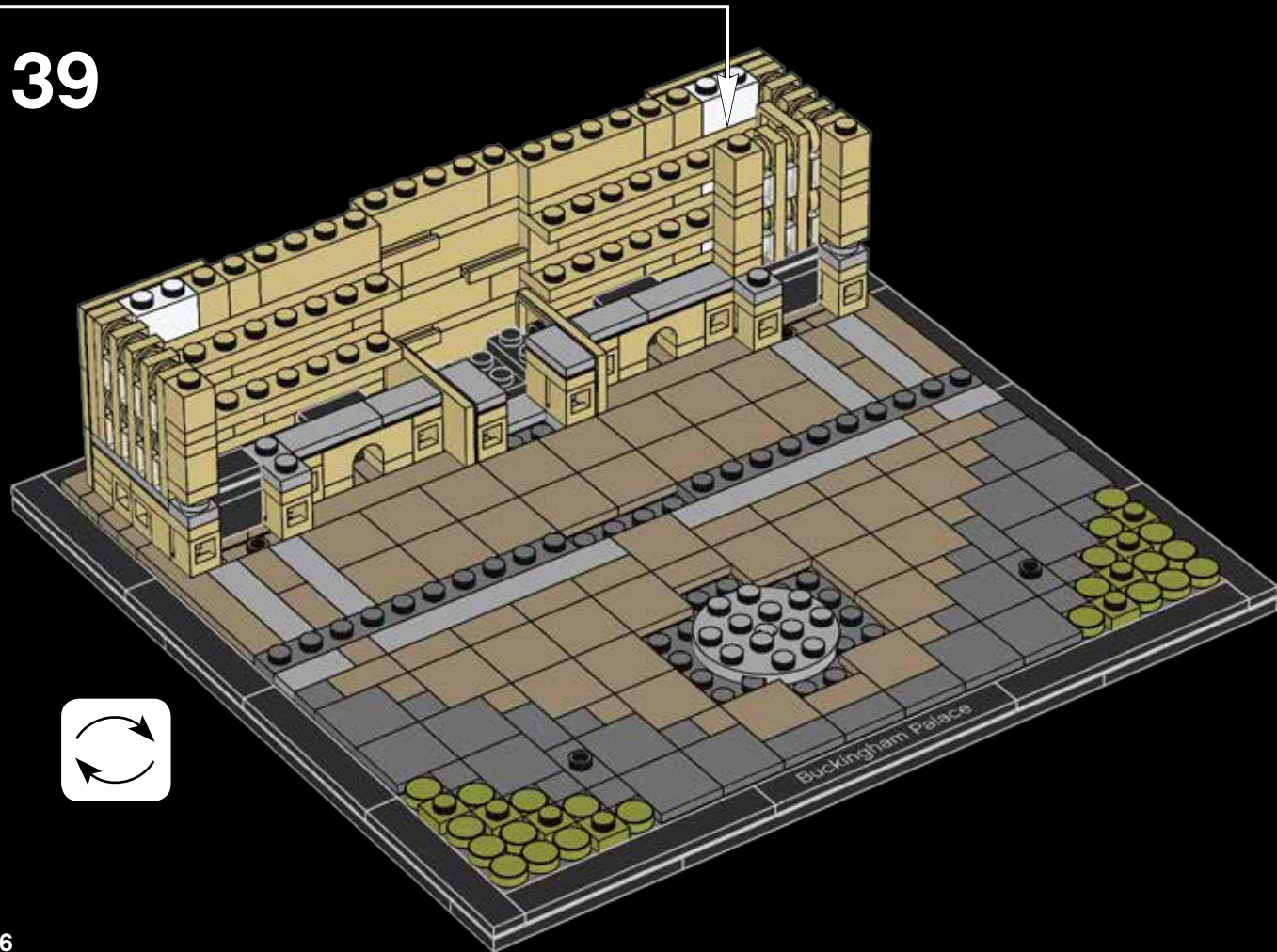
2



4



39



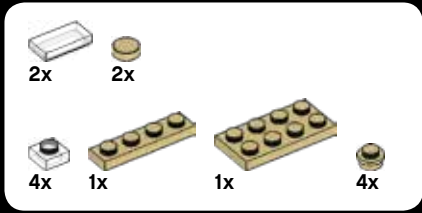


1



2



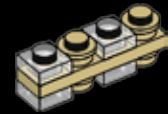


3

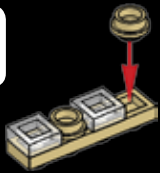
1



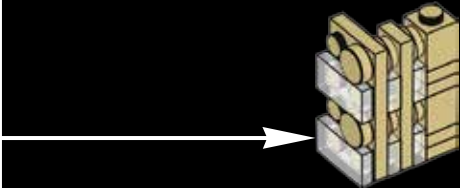

3



2

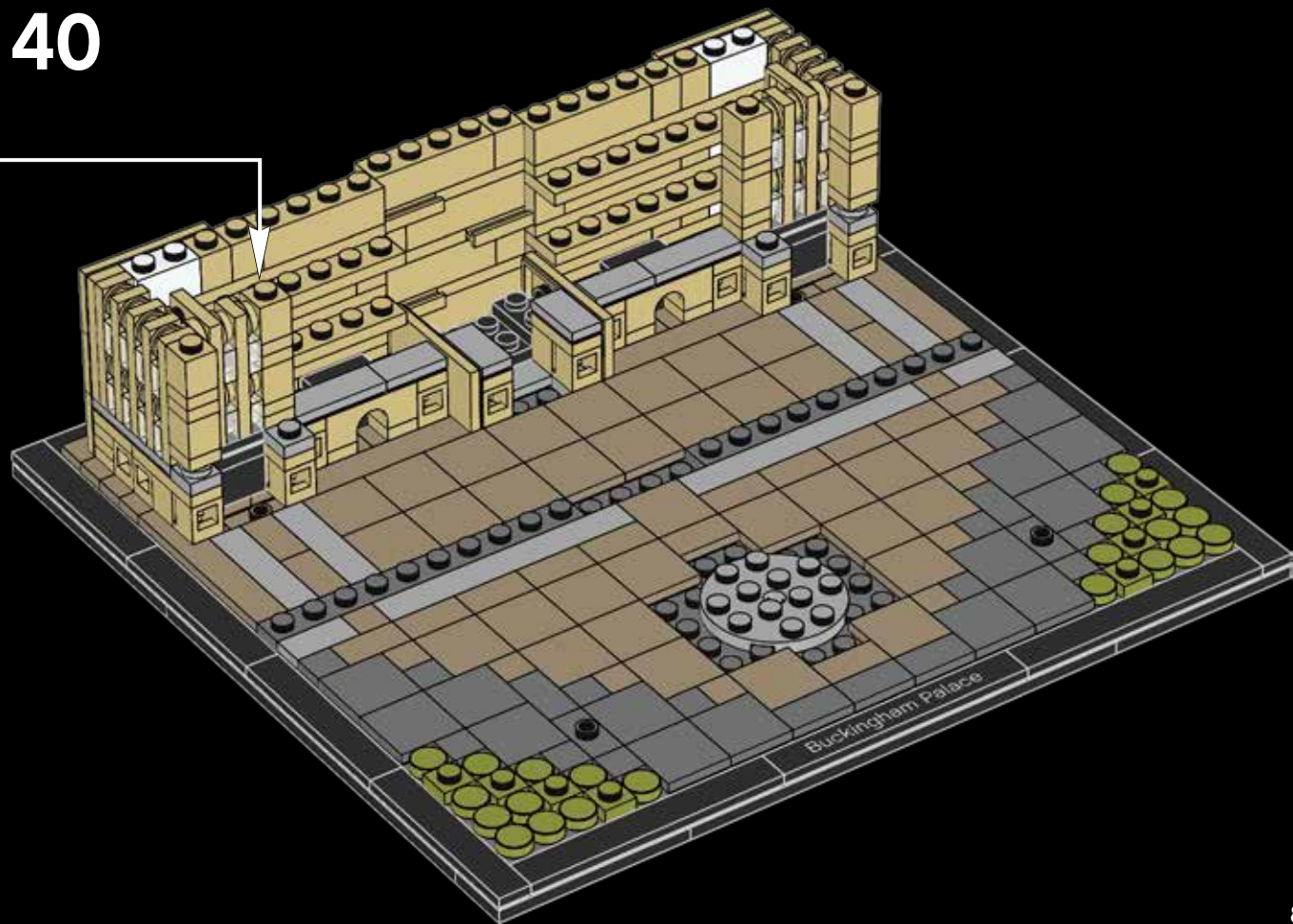


4





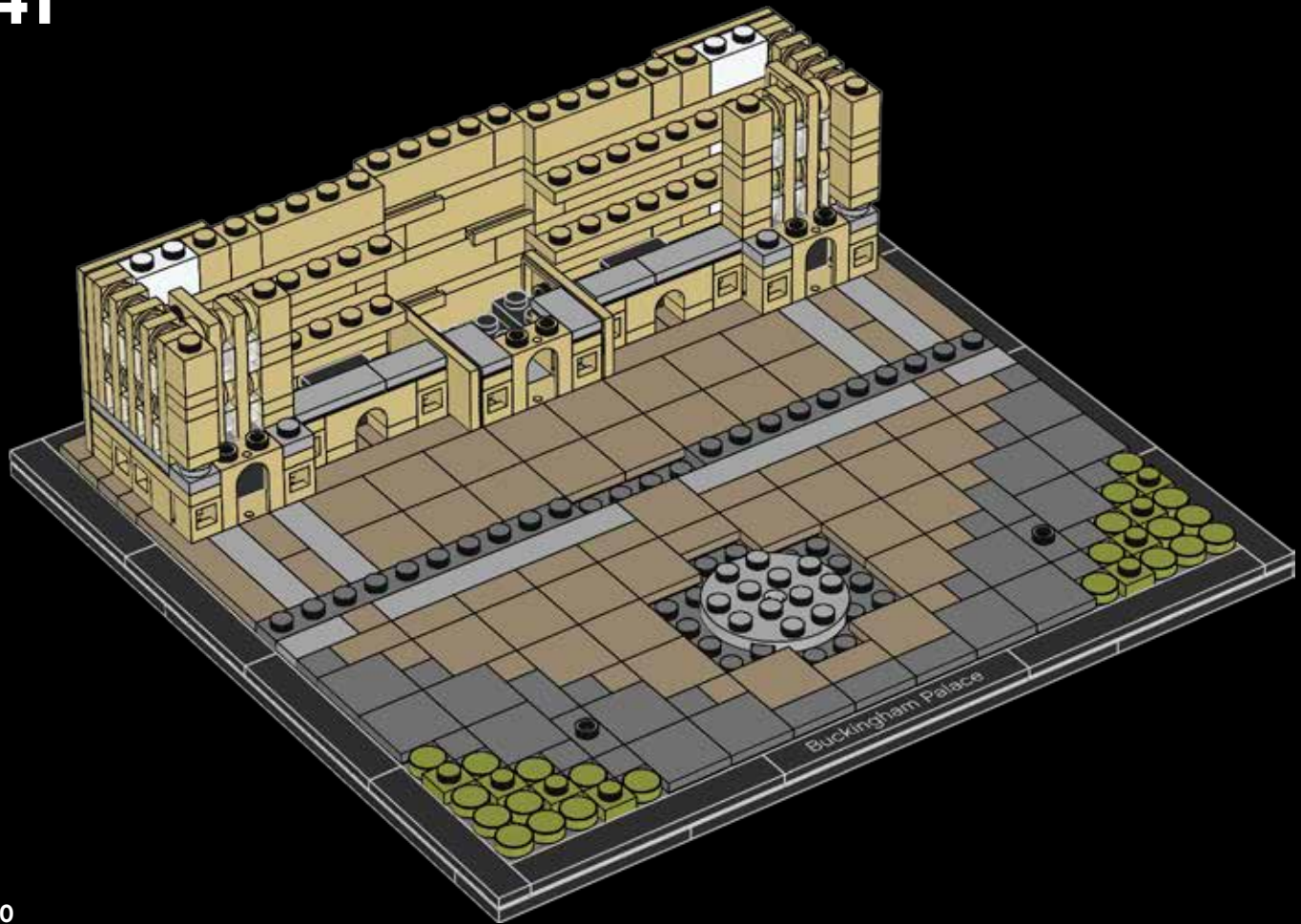
40






3x

41



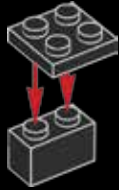


1x



1x

1



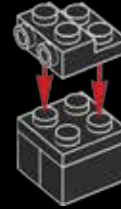
1x

2



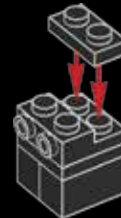
1x

3



1x

4





1x

5



2x

6



1x

7



1x

8





1x

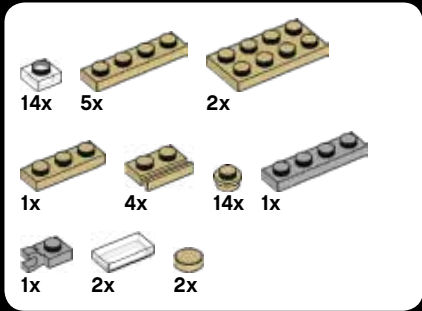
9



2x

10






11

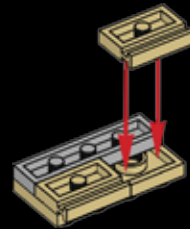
1



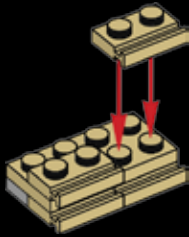
2




3



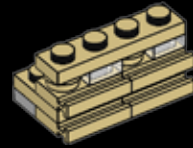
4



5

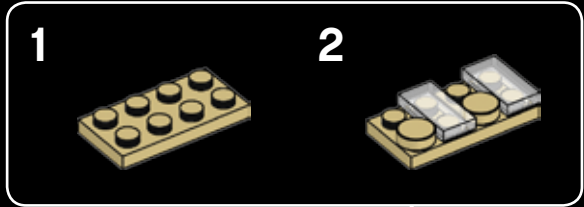


6



7

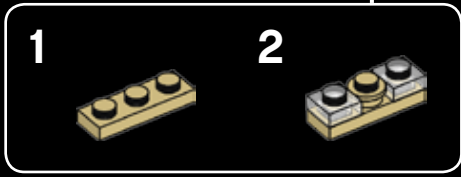
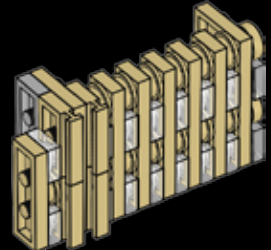




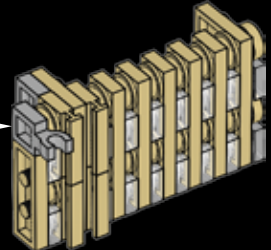
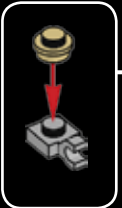
8



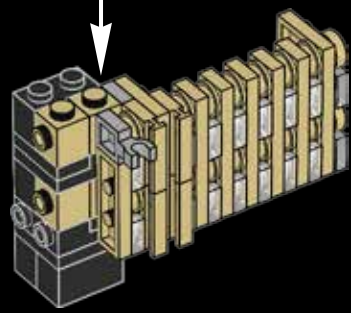
9

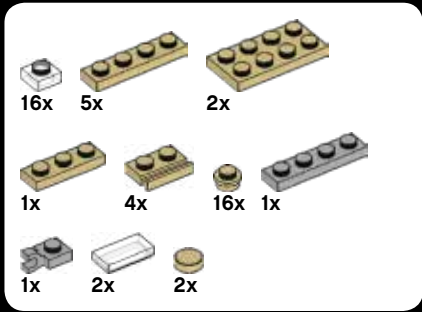


10










12

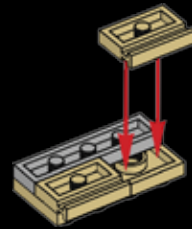
1



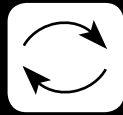
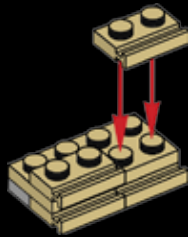
2



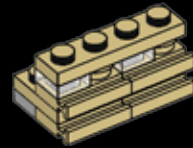
3



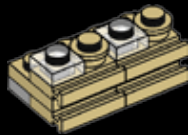
4



6




5

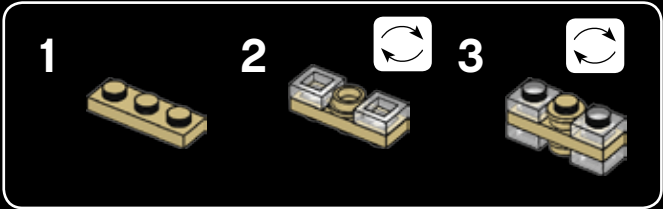


7

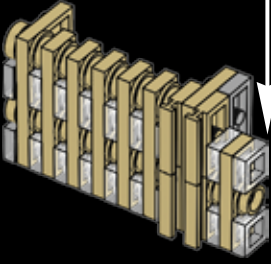




8



9



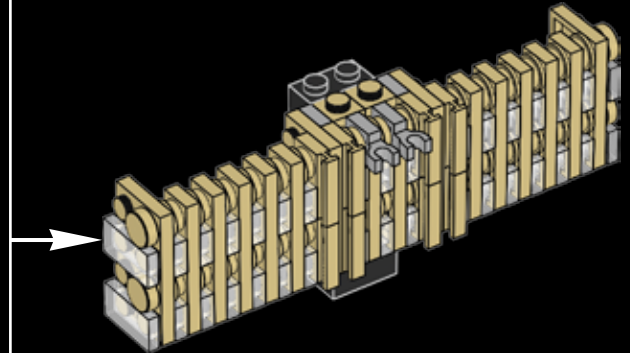
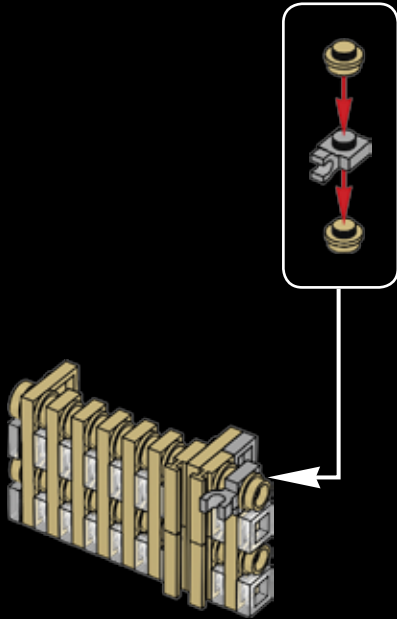
There are 1,514 doors and 760 windows  
in Buckingham Palace.

Il y a 1514 portes et 760 fenêtres au  
palais de Buckingham.

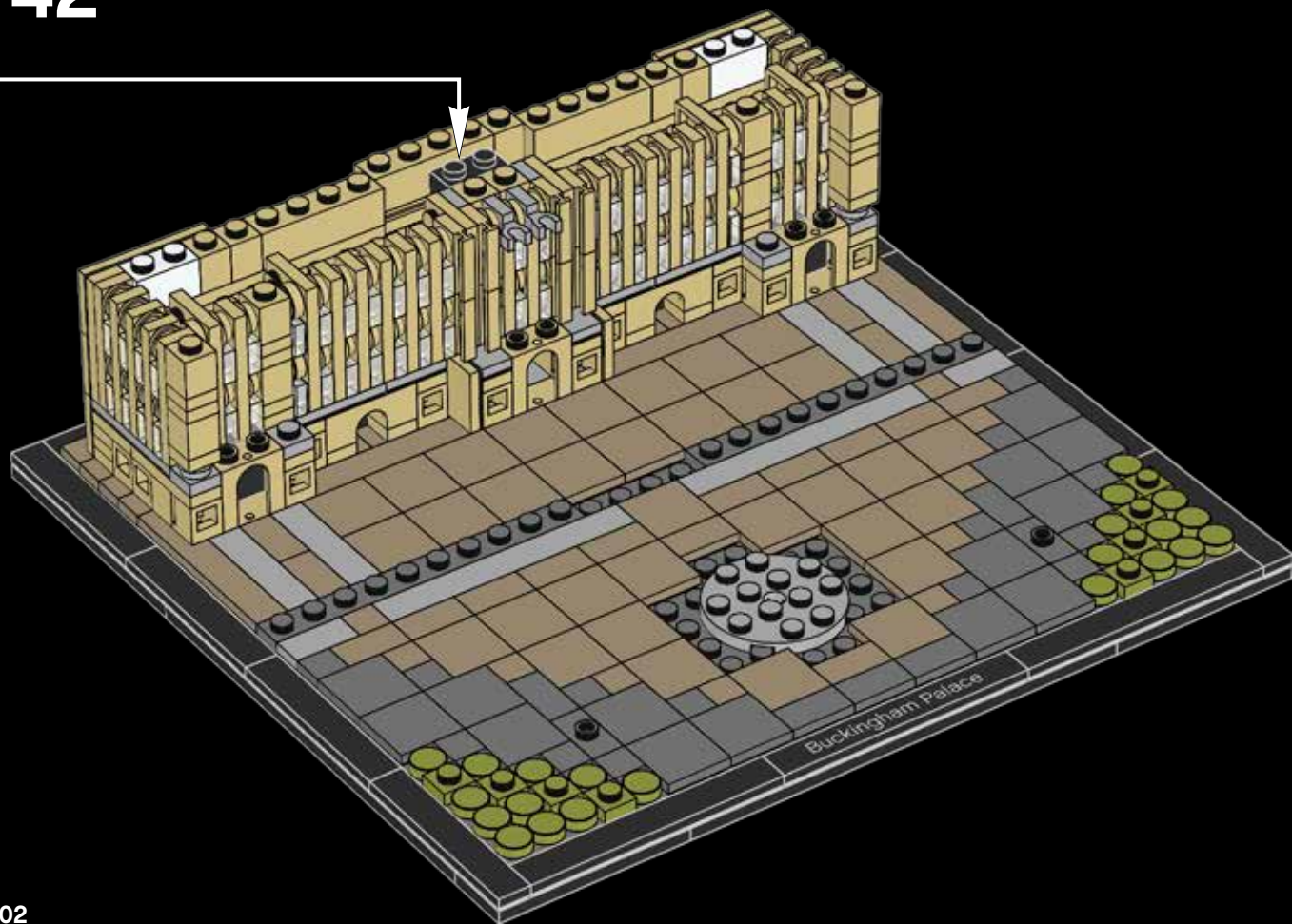
El Palacio de Buckingham contiene  
1.514 puertas y 760 ventanas.



10



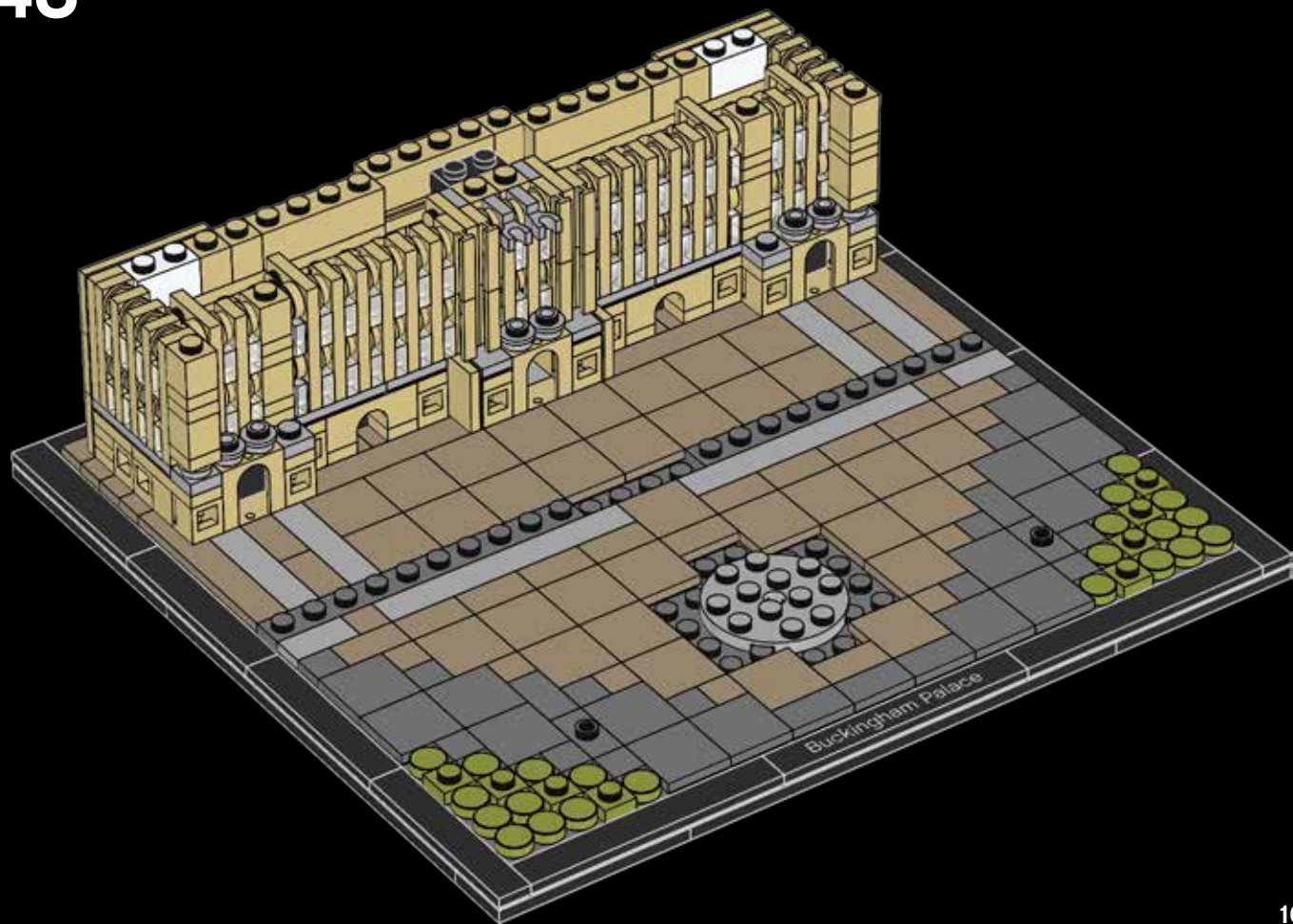
42

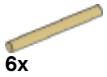




6x

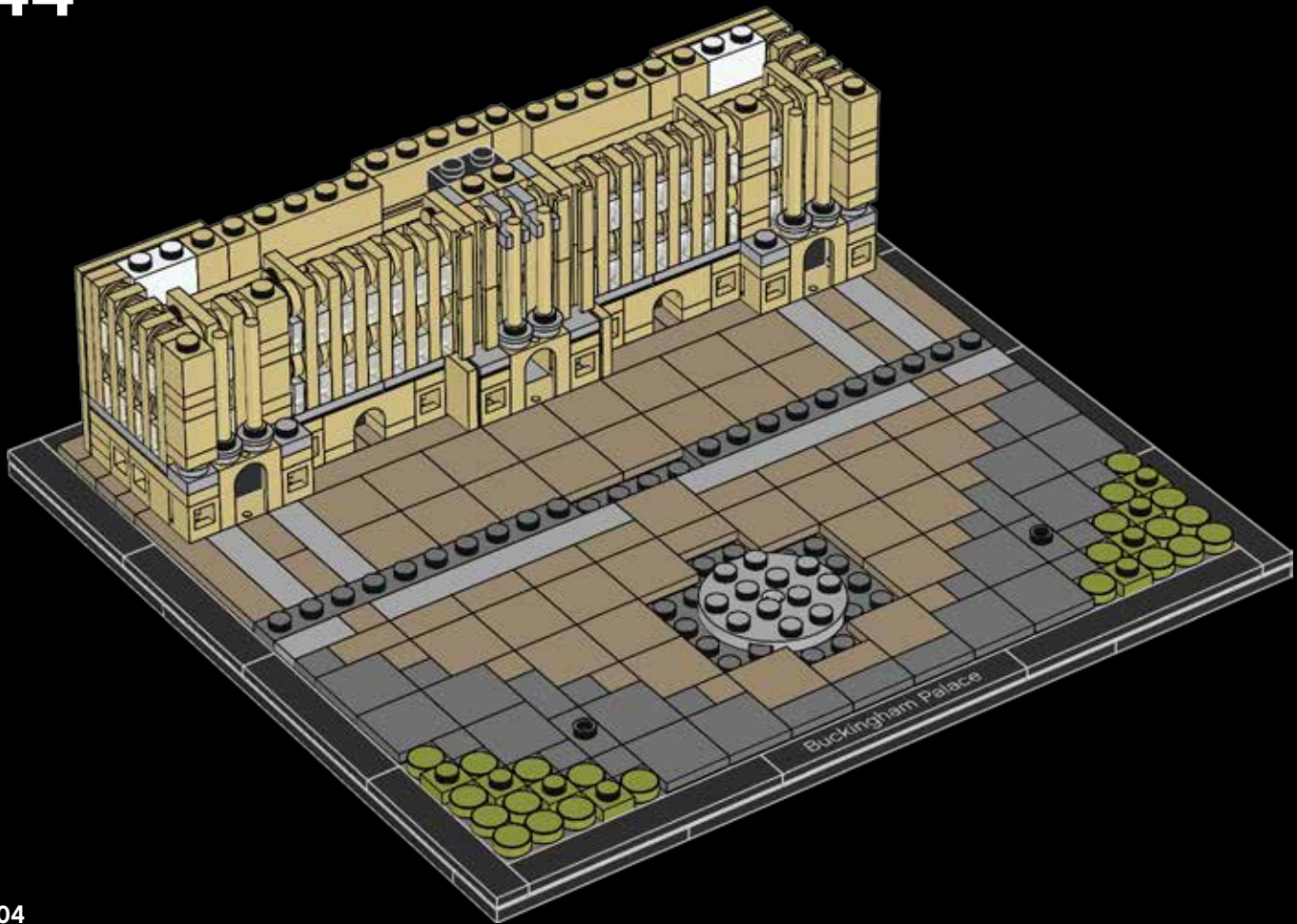
43



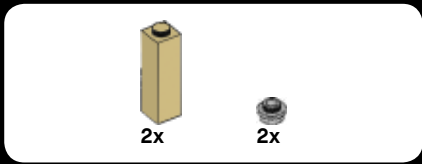


6x

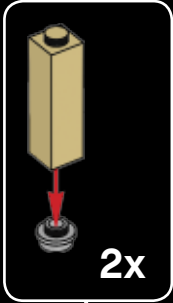
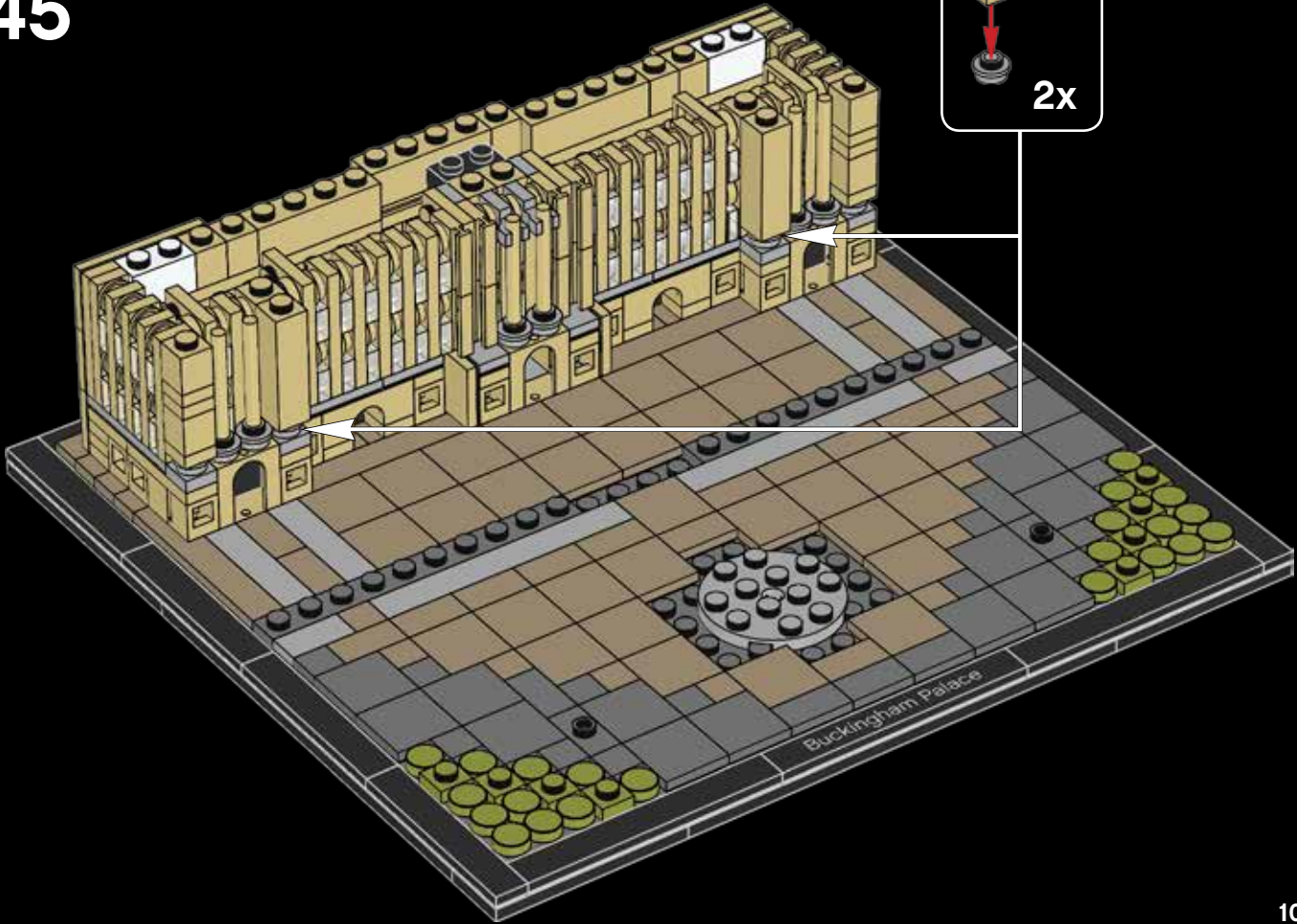
44






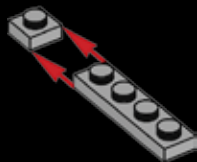


45








1



2



3



4






1x



1x

5

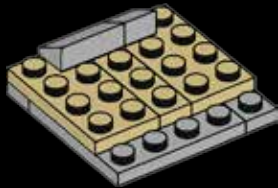


1x



1x

6



1x

7

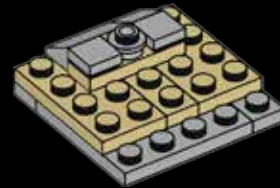


2x



1x

8



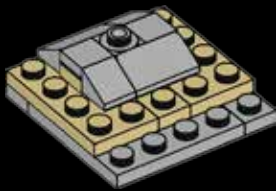


1x



1x

# 9



4x



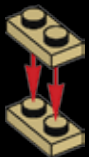
2x



2x

# 10

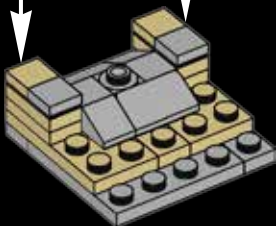
1



2

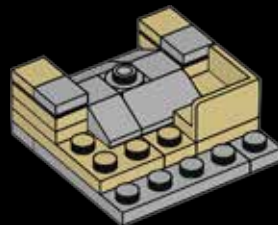


2x



1x

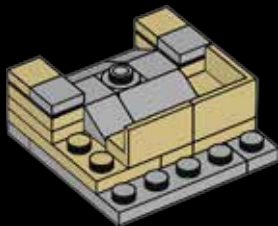
# 11





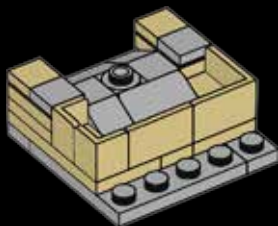
1x

12



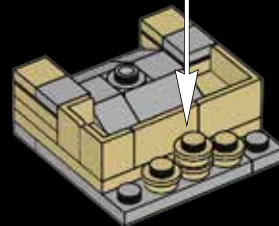
2x

13



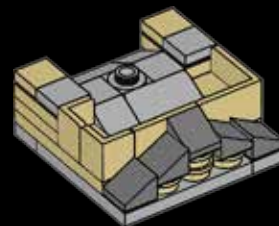
4x

14

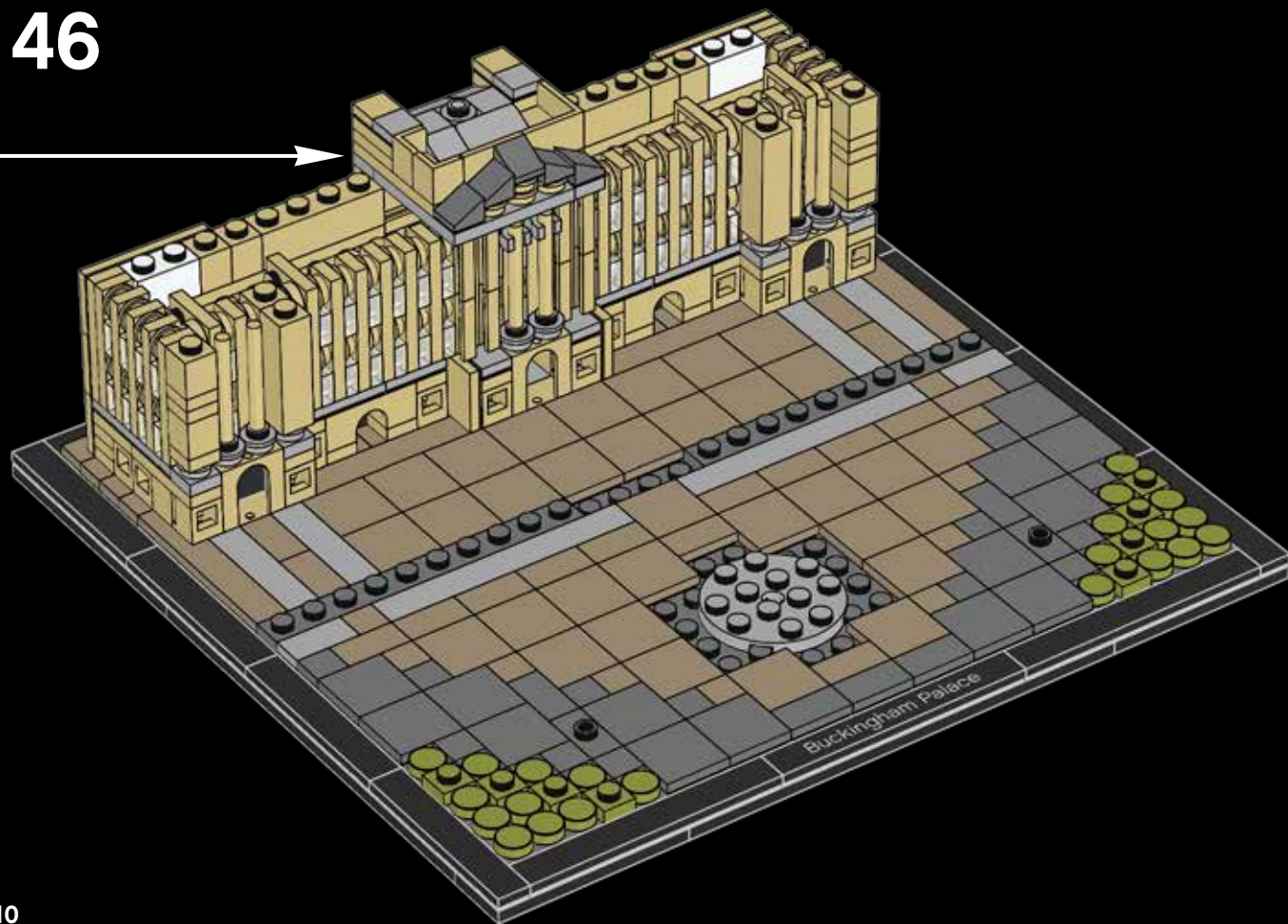


5x

15



46

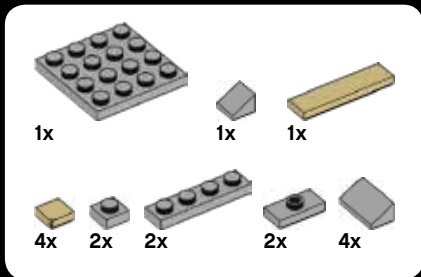




Buckingham Palace has its own chapel,  
post office, swimming pool and cinema.

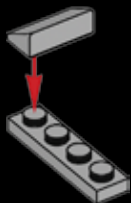
Le palais de Buckingham a sa propre  
chapelle, sa poste, sa piscine et son cinéma.

El Palacio de Buckingham cuenta con  
una capilla, una oficina de correos, una  
piscina y un cine.



# 47

## 1



## 2



## 3



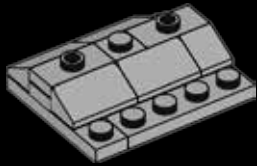
## 4



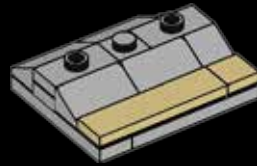
5



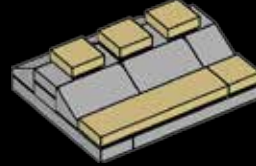
6



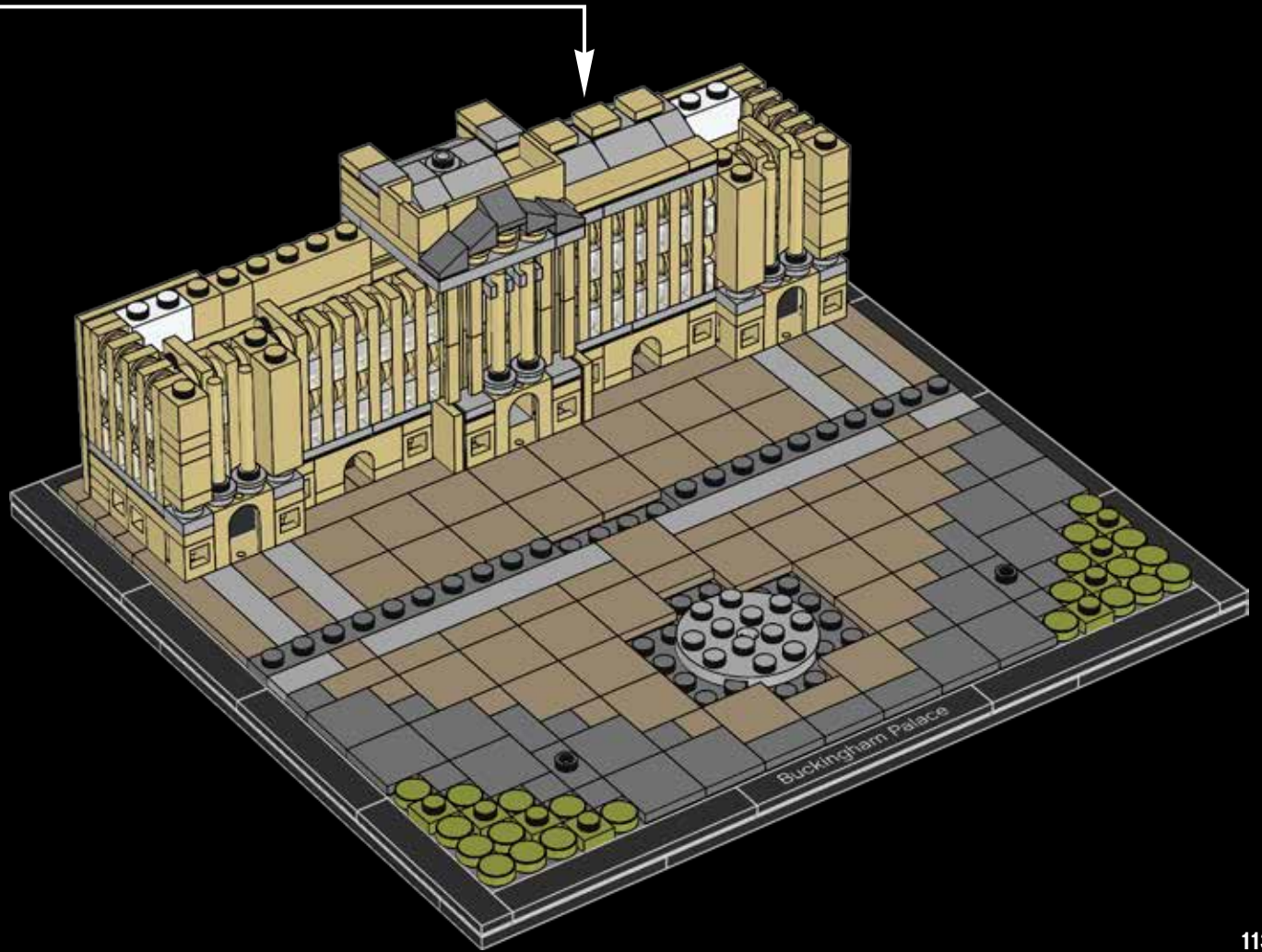
7

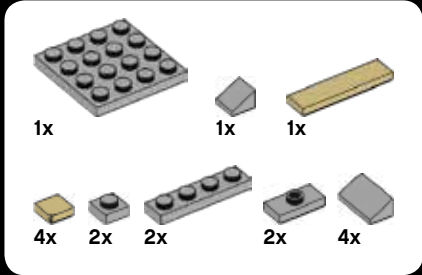


8



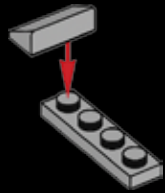






48

1



2



3



4



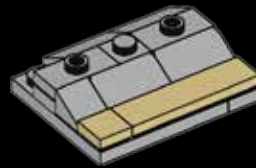
5



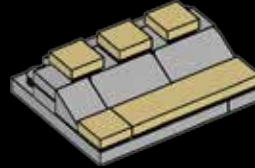
6

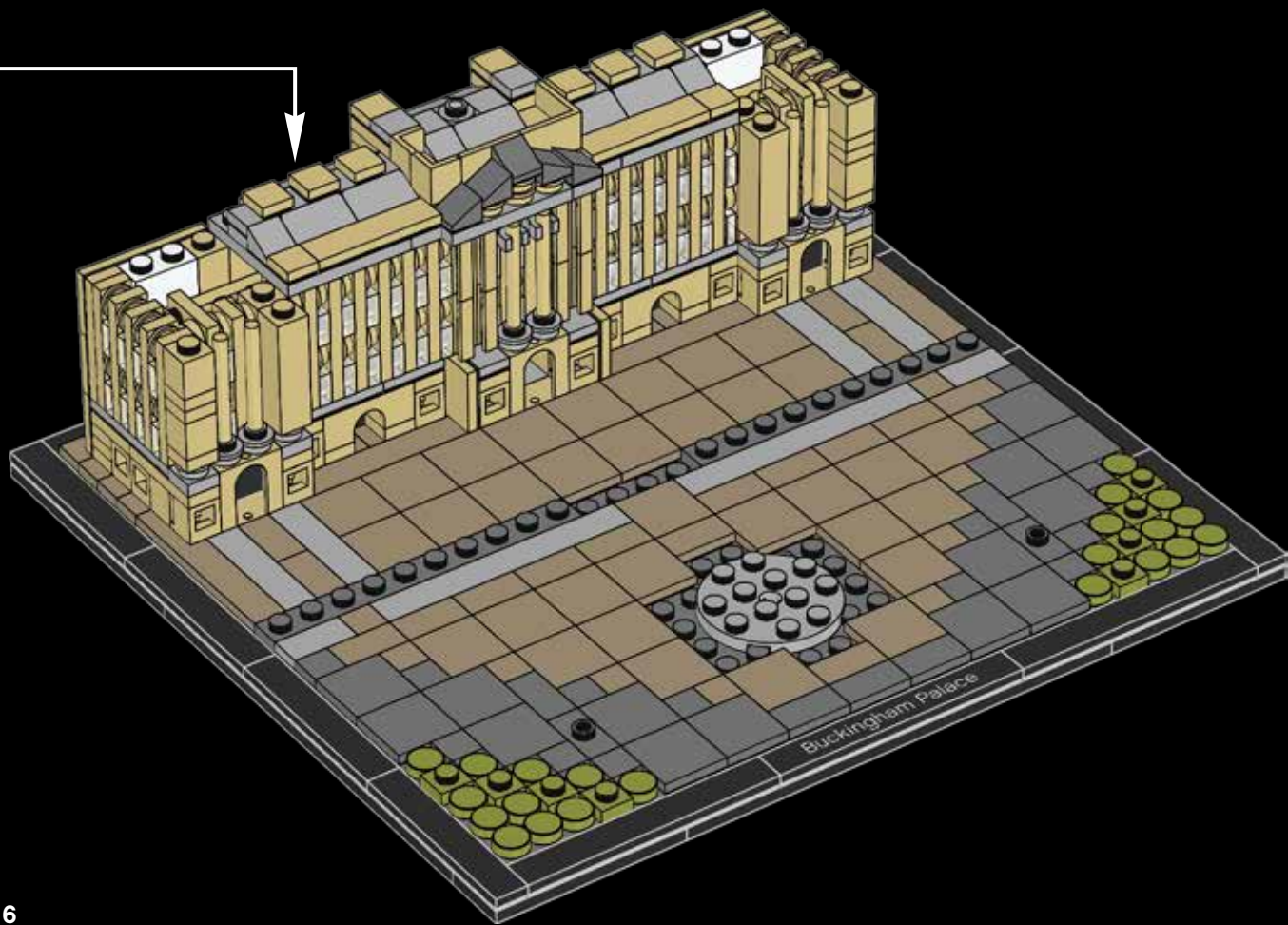


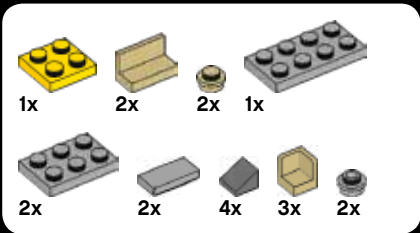
7



8







# 49

1



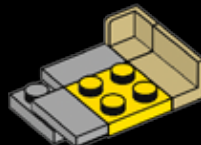
2



3



4



5



6



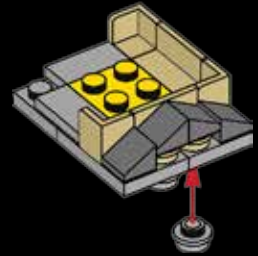
7



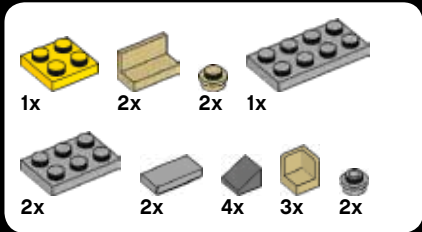
8



9







# 50

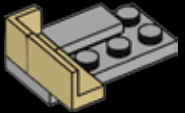
1



2



3



4

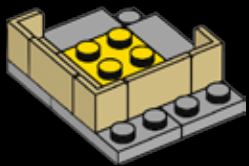


5

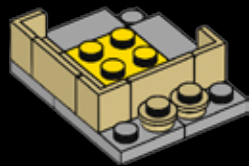




6



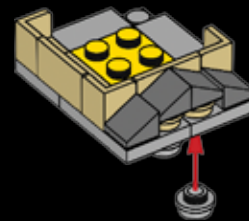
7



8



9







2x

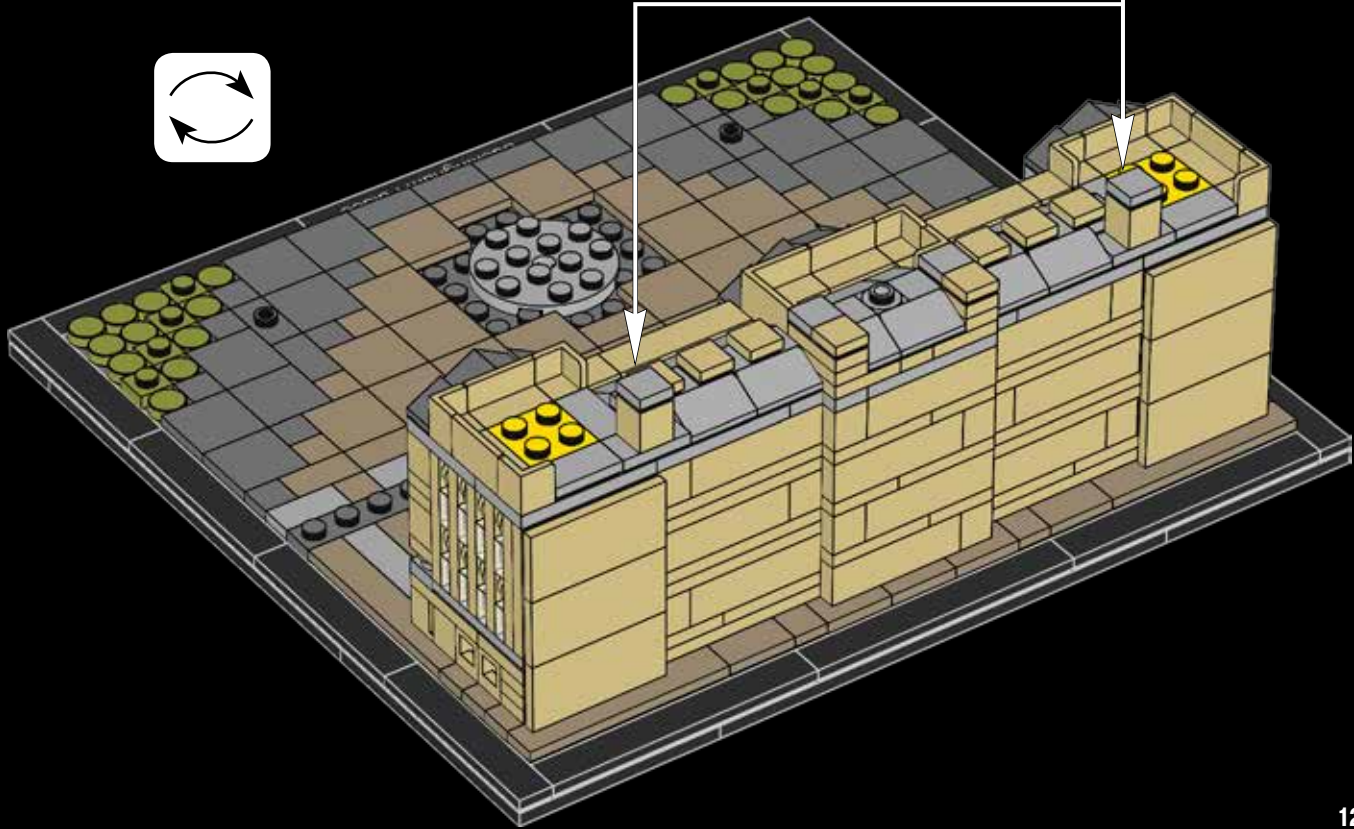
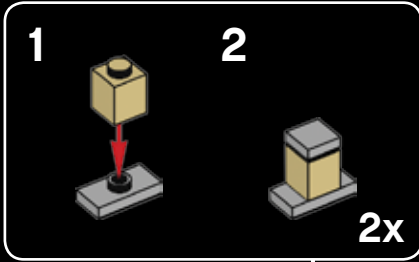


2x



2x

# 51





2x



2x



2x



4x



2x



4x



2x

# 52

## 1



## 2




## 3



## 4



## 5



# 2x





4x

53





4x

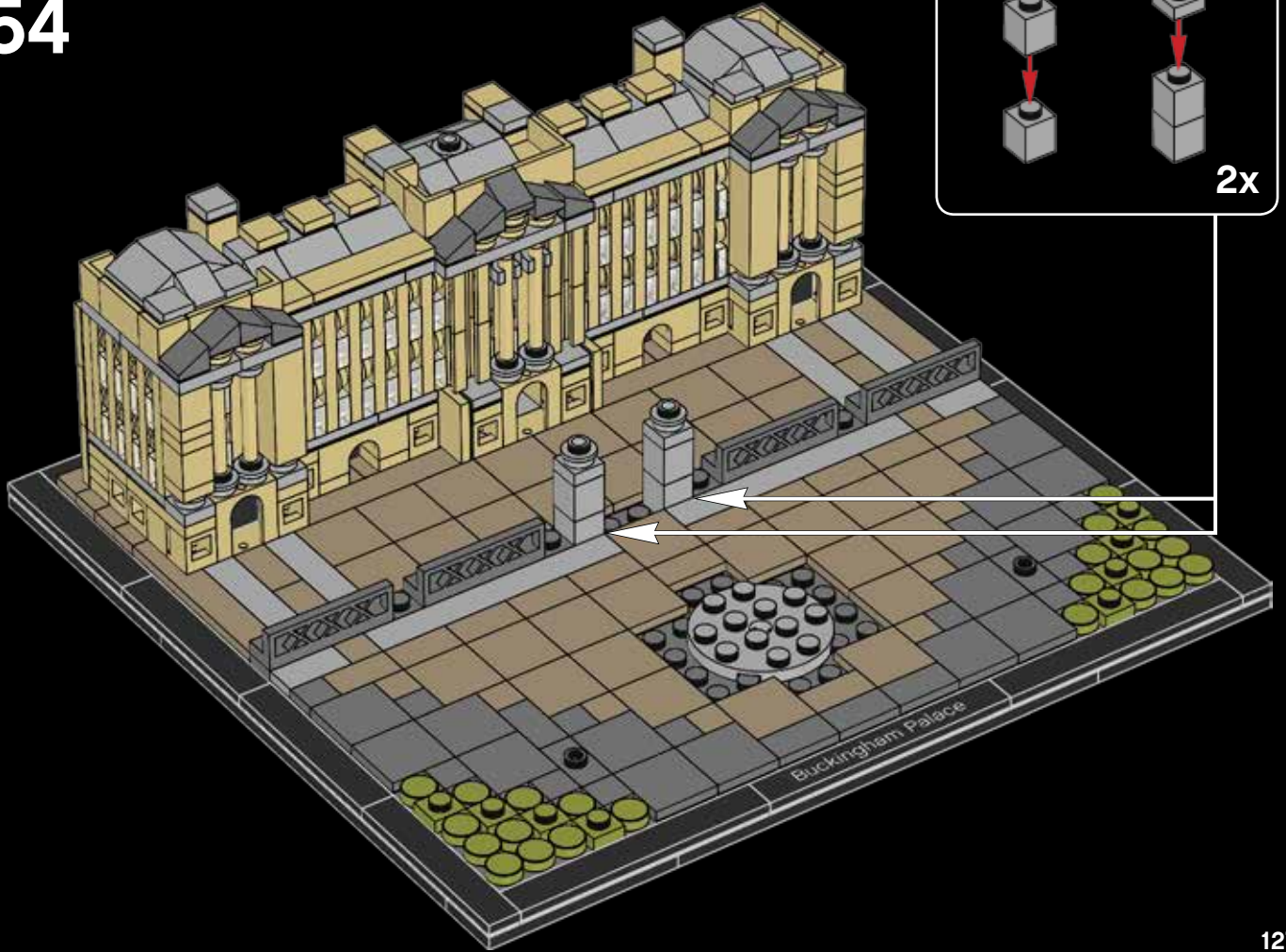


2x



2x

# 54



1



2



2x



1x



1x

# 55







4x

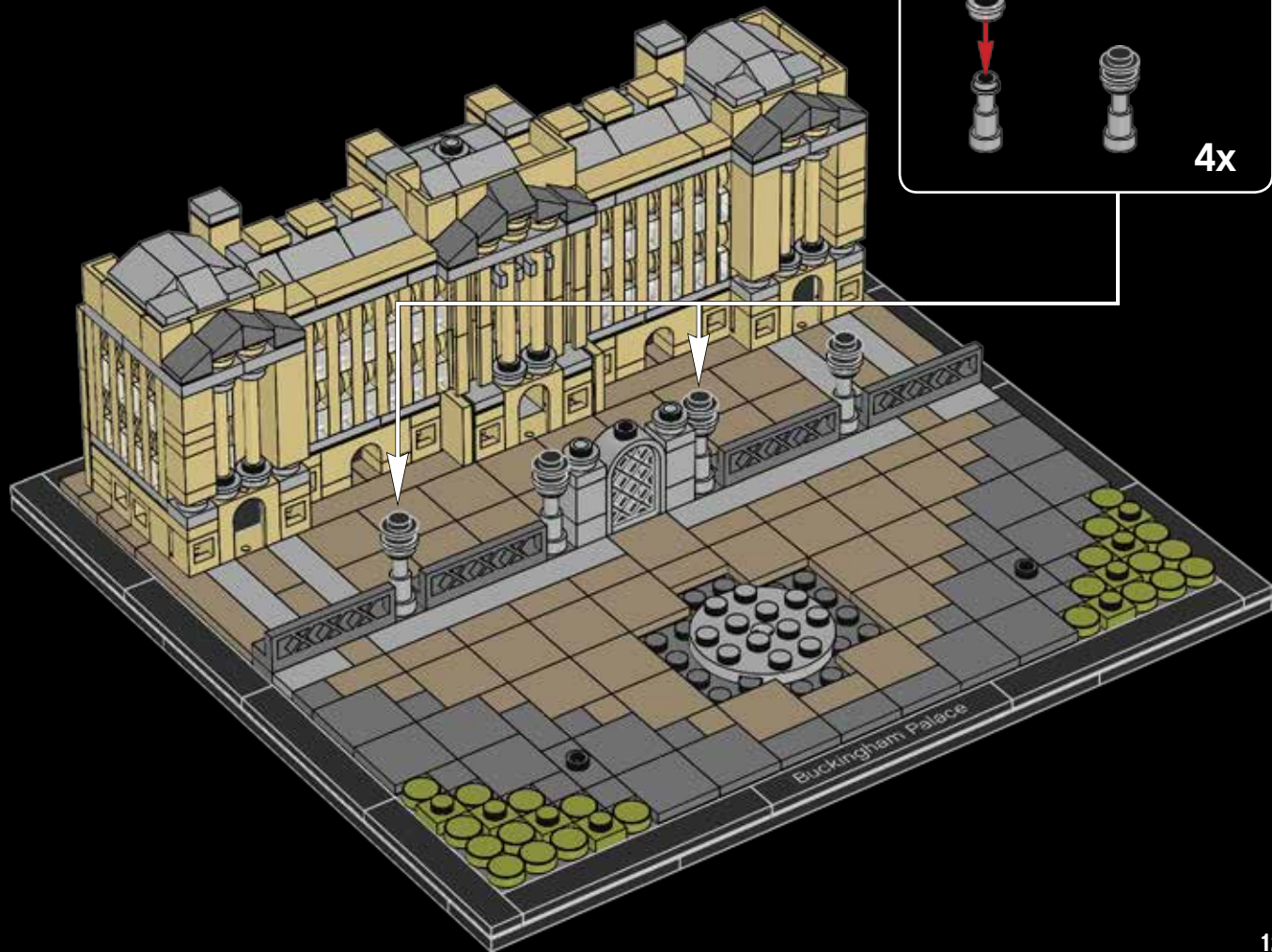


4x



4x

# 56



1

2

4x

Buckingham Palace



2x

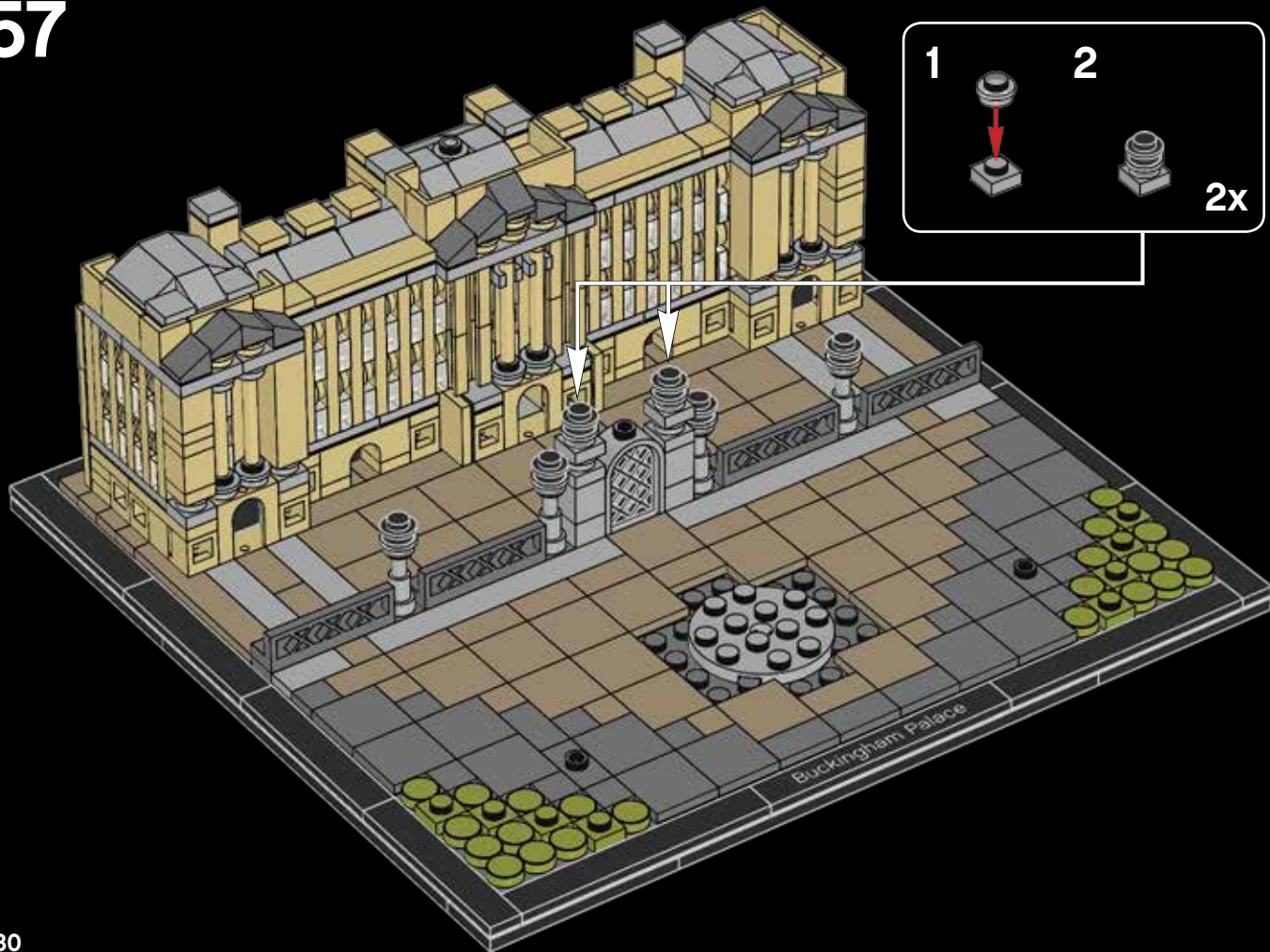


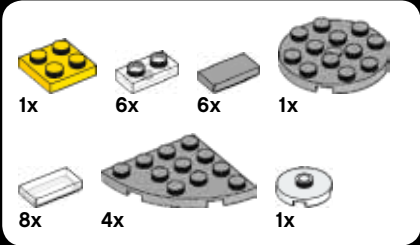
2x



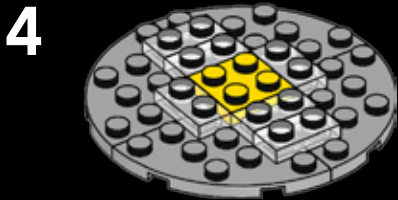
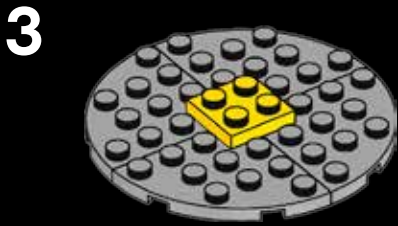
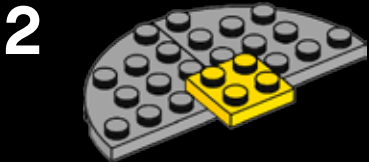
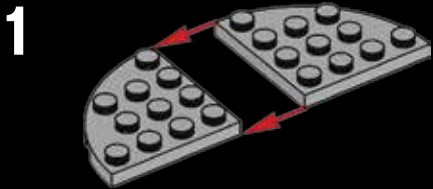
2x

# 57





# 58



5



7



6



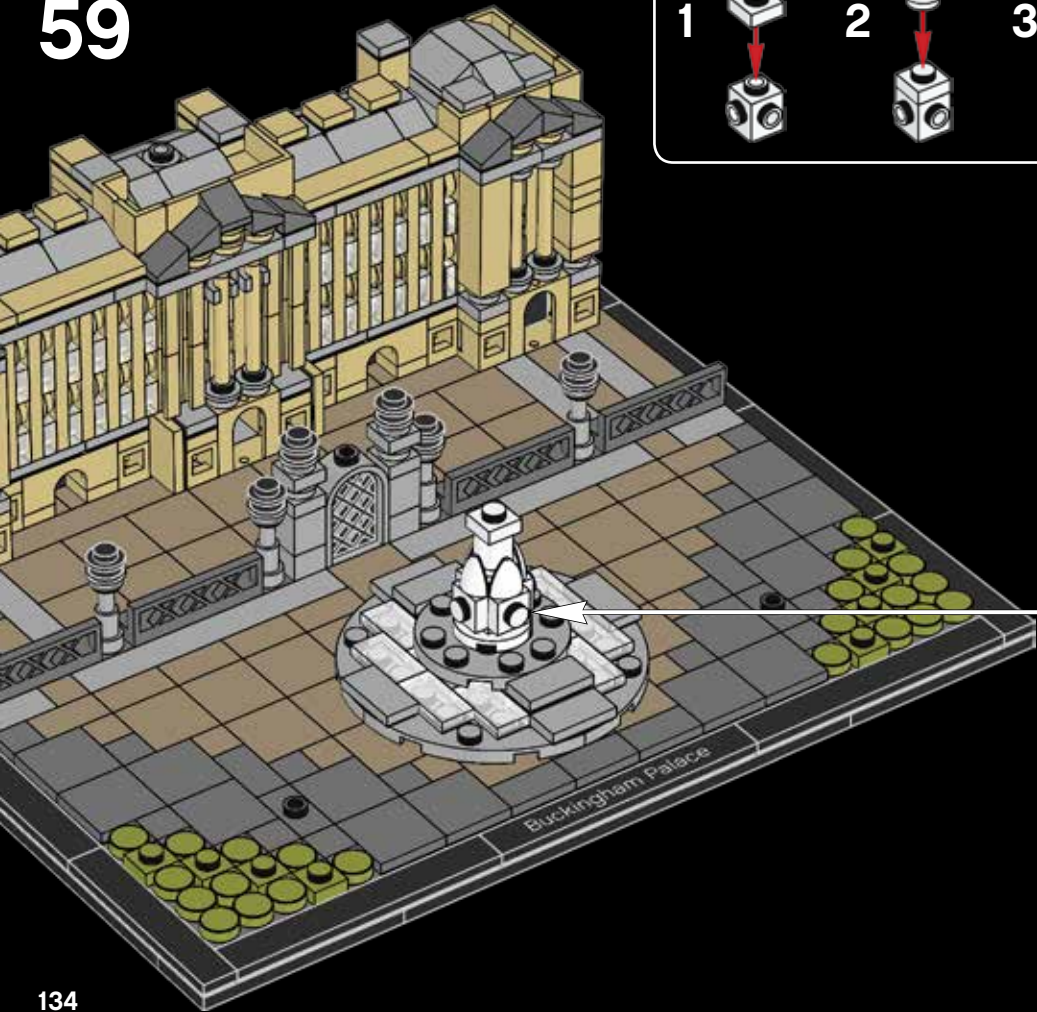
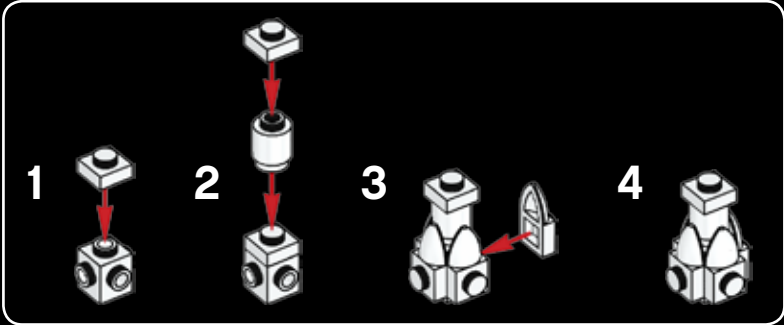
8





-   
2x
-   
1x
-   
1x
-   
4x

# 59





2x



2x

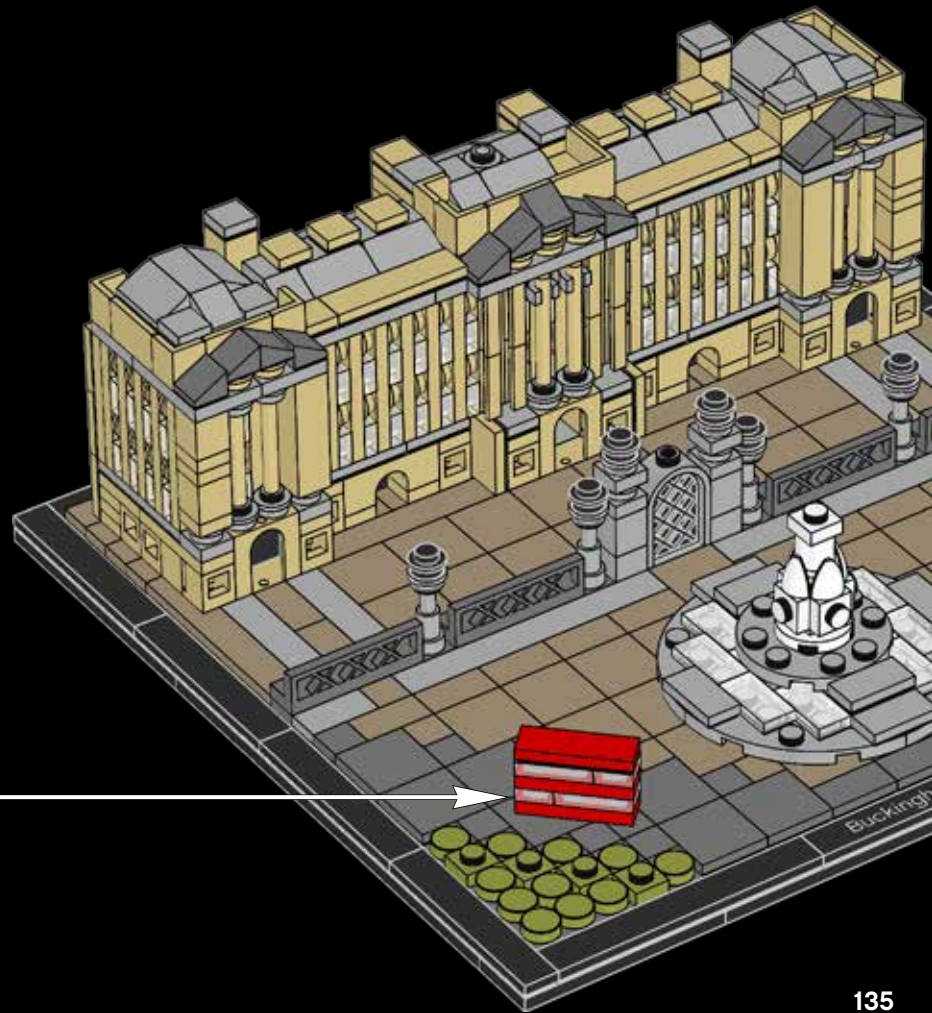
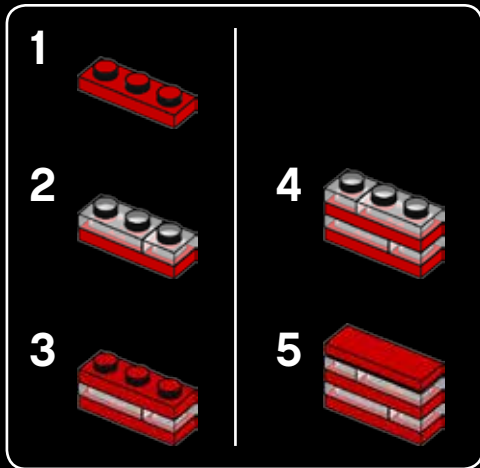


2x



1x


# 60



1x  2x  1x 

1  2  3 

61







1x



1x



1x



1x

# 62


1



2



3



A flag always flies above the palace when the Queen is in residence.

Un drapeau flotte toujours au-dessus du palais lorsque la reine y réside.

La bandera ondea sobre el palacio siempre que la reina está en él.





## LEGO® Architecture—then and now

There has always been a natural connection between the LEGO® brick and the world of architecture. Fans who build with LEGO elements instinctively develop an interest in the form and function of the structures they create. At the same time, many architects have discovered that LEGO bricks are the perfect way of physically expressing their creative ideas.

This connection was confirmed in the early 1960s with the launch of the LEGO 'Scale Model' line. It matched the spirit of the age where modern architects were redefining how houses look and people were taking an active interest in the design of their new homes. These sets were designed to be different from the normal, brightly colored LEGO boxes; they also included a book on architecture as a source of inspiration.

Decades later, architect and LEGO fan Adam Reed Tucker, revived the idea of expressing architecture using LEGO bricks and in partnership with the LEGO Group, launched the LEGO Architecture line that we know today.

His first models, and the original sets in the current LEGO Architecture series, were interpretations of famous skyscrapers from his hometown of Chicago. Since then LEGO Architecture has developed and evolved, first with well-known buildings from other cities in the United States, and now with iconic structures from Europe, the Middle East and Asia.

The introduction of our LEGO Architecture Studio set echoes the ambitions of the earlier LEGO 'Scale Model' line and widens the potential of the LEGO Architecture series. Now you can enjoy building and learning about specific landmark buildings, or create exciting architectural models from your own fantasy. An inspiring 270-page book, featuring a number of renowned architects from around the world, guides you through the principles of architecture and encourages you in your own creative building.

## LEGO® Architecture – Hier et aujourd’hui

Il y a toujours eu une connexion naturelle entre la brique LEGO® et le monde de l'architecture. Les fans qui construisent avec des éléments LEGO développent instinctivement un intérêt pour la forme et la fonction des structures qu'ils créent. De nombreux architectes ont quant à eux découvert que les briques LEGO sont la façon idéale de matérialiser leurs idées de création.

Cette connexion a été confirmée au début des années 1960 avec le lancement de la gamme « Maquettes à l'échelle » LEGO. Cette gamme correspondait à l'esprit de l'époque, alors que les architectes modernes redéfinissaient les maisons, et que les gens s'intéressaient activement à la conception de leur résidence. Ces ensembles originaux étaient conçus pour être différents des boîtes LEGO habituelles aux couleurs vives, et incluaient aussi un livret d'architecture comme source d'inspiration.

Quelques décennies plus tard, l'architecte et fan de LEGO Adam Reed Tucker a fait revivre l'idée d'exprimer l'architecture en utilisant des briques LEGO. En partenariat

avec le Groupe LEGO, il lança la gamme LEGO Architecture que nous connaissons aujourd'hui.

Ses premiers modèles, et les ensembles originaux de la gamme LEGO Architecture actuelle, étaient des interprétations de célèbres gratte-ciel de sa ville natale de Chicago. La gamme LEGO Architecture a depuis évolué et s'est élargie, tout d'abord avec des bâtiments célèbres d'autres villes des États-Unis, puis avec de célèbres monuments d'Europe, du Moyen-Orient et d'Asie.

L'introduction de notre ensemble LEGO Architecture Studio fait écho aux ambitions de la précédente gamme « Maquettes à l'échelle » LEGO et accroît le potentiel de la gamme LEGO Architecture. Vous pouvez maintenant découvrir et construire des monuments célèbres ou créer de passionnants modèles architecturaux nés de votre imagination. Un livret d'inspiration de 270 pages, présentant plusieurs architectes célèbres du monde entier, vous guide parmi les principes de l'architecture et vous encourage dans votre propre construction créatrice.

## LEGO® Architecture: entonces y ahora

Siempre ha existido una conexión natural entre el brick LEGO® y el mundo de la arquitectura. Los fans que construyen con elementos LEGO desarrollan instintivamente un interés por la forma y las funciones de las estructuras que crean. Al mismo tiempo, muchos arquitectos han descubierto que los bricks LEGO son una forma perfecta de expresar físicamente sus ideas creativas.

Esta relación se confirmó a principios de la década de 1960, con el lanzamiento de la línea «Scale Model» de LEGO. Encajaba bien con el espíritu de la época: un tiempo en el que los arquitectos modernos redefinían el aspecto de las casas y la gente se interesaba cada vez más por el diseño de su nuevo hogar. Los sets se diseñaron para que se diferenciassen de los normales, que se comercializaban en cajas de brillantes colores, e incluían un libro sobre la arquitectura que proporcionaba inspiración a sus usuarios.

Décadas más tarde, el arquitecto y fan de LEGO Adam Reed Tucker reavivó la idea de expresar la arquitectura usando bricks LEGO y, en colaboración con The LEGO Group, lanzó la línea LEGO Architecture que hoy conocemos.

Sus primeros modelos, y los sets originales de la actual serie LEGO Architecture, eran interpretaciones de los rascacielos más famosos de su ciudad natal, Chicago. Desde entonces, LEGO Architecture se ha desarrollado y ha evolucionado, primero incorporando edificios célebres de otras ciudades de Estados Unidos y, ahora, estructuras emblemáticas de Europa, Oriente Medio y Asia.

La introducción del set LEGO Architecture Studio recupera las ambiciones de la antigua línea «Scale Model» de LEGO y amplía el potencial de la serie LEGO Architecture. Hoy puedes disfrutar mientras construyes y aprendes sobre edificios célebres, o crear tus propios modelos arquitectónicos a partir de tu imaginación. Un instructivo libro de 270 páginas con materiales creados por arquitectos internacionales de gran reputación te guiará a través de los principios de la arquitectura y te animará a dar tus primeros pasos en el mundo de la construcción creativa.

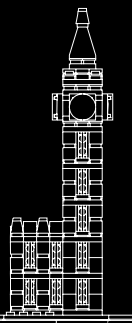


21050  
Studio

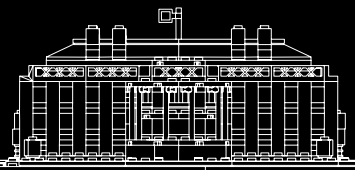
Celebrate the world of architecture and collect all the models  
Célébrez le monde de l'architecture et collectionnez tous les modèles  
Celebra el mundo de la arquitectura y colecciona todos los modelos



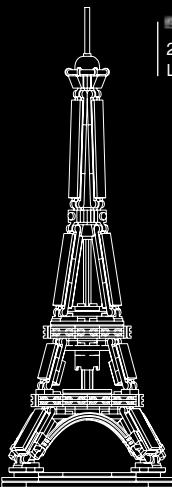
21024  
Louvre



21013  
Big Ben




21006  
The White House  
La Maison-Blanche  
La Casa Blanca



21019  
The Eiffel Tower  
La tour Eiffel  
La torre Eiffel




21020  
Trevi Fountain  
La fontaine de Trevi  
Fontana de Trevi

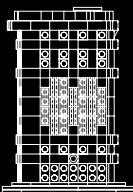


21026  
Venice  
Venise  
Venezia

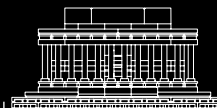




21030  
United States Capitol Building  
Le Capitole des États-Unis  
Edificio del Capitolio de Estados Unidos



21023  
Flatiron Building  
Le Flatiron Building  
Edificio Flatiron



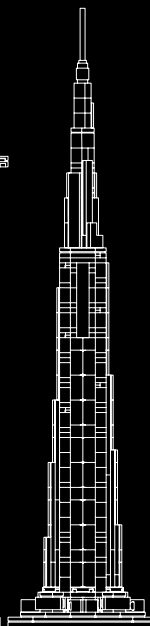
21022  
Lincoln Memorial  
Le monument de Lincoln  
Monumento a Lincoln



21027  
Berlin  
Berlin



21028  
New York City  
New York  
Nueva York



21031  
Burj Khalifa

# References

## Text credits:

[www.royalcollection.org.uk](http://www.royalcollection.org.uk)  
[www.royal.gov.uk](http://www.royal.gov.uk)

## Photography:

[www.shutterstock.com](http://www.shutterstock.com)

# Références

## Crédits textes :

[www.royalcollection.org.uk](http://www.royalcollection.org.uk)  
[www.royal.gov.uk](http://www.royal.gov.uk)

## Photographie :

[www.shutterstock.com](http://www.shutterstock.com)

# Referencias

## Redacción:

[www.royalcollection.org.uk](http://www.royalcollection.org.uk)  
[www.royal.gov.uk](http://www.royal.gov.uk)

## Fotografía:

[www.shutterstock.com](http://www.shutterstock.com)

Customer Service  
Kundenservice  
Service Consommateurs  
Servicio Al Consumidor  
[LEGO.com/service](http://LEGO.com/service) or dial



00800 5346 5555 :

1-800-422-5346 :

